

State Board for Technical and Comprehensive Education

SC TECHNICAL COLLEGE SYSTEM

Budget Request 2020-21

Presentation to the Higher Education Subcommittee of the House Ways and Means Committee

Rep. Gary Simrill, Chairman

Rep. Gilda Cobb-Hunter

Rep. Kirkman Finlay

SC TECHNICAL COLLEGE SYSTEM: HIGHLIGHTS



SOUTH CAROLINA'S LARGEST HIGHER EDUCATION SECTOR

Each year the System educates and trains over 160,000 South Carolinians through our credit programs (103,281) and continuing education programs (57,786).



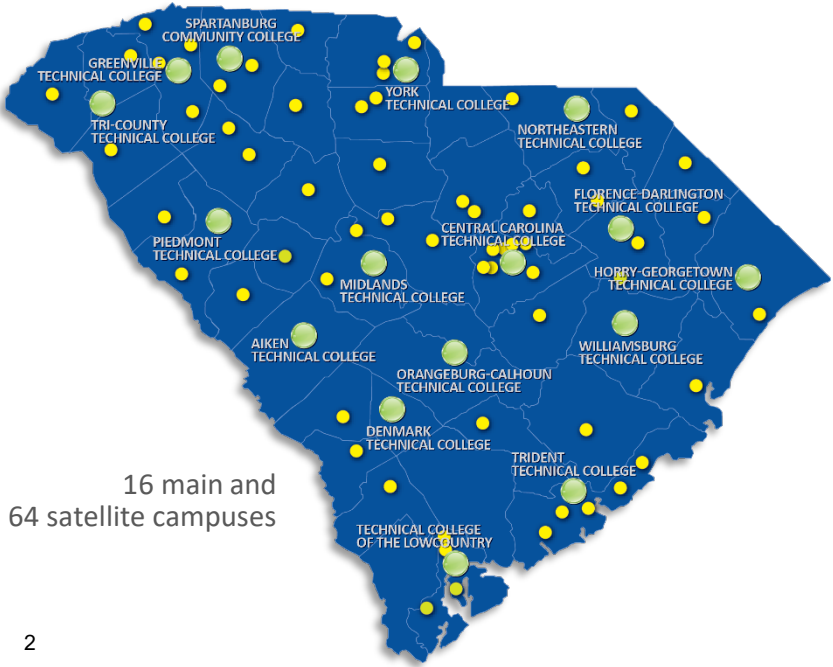
GEOGRAPHICALLY ACCESSIBLE ACROSS THE STATE

Our colleges are strategically located across the state with nearly every South Carolinian within a 30-minute drive of one of our 16 main campuses or 64 satellite campuses.



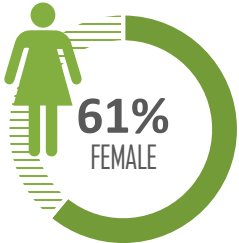
FLEXIBILITY THROUGH BREADTH AND DEPTH OF PROGRAMS

Our colleges offer a variety of programs in South Carolina's high-demand, high-paying fields, including 78 degrees, 28 diplomas and nearly 1,000 certificate programs.

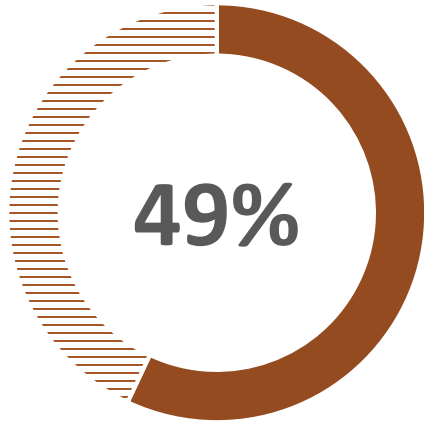


REFLECT THE COMMUNITIES WE SERVE

Our colleges provide one of the most accurate pictures of a community in terms of its population, its demographic makeup and its business and industry focus.

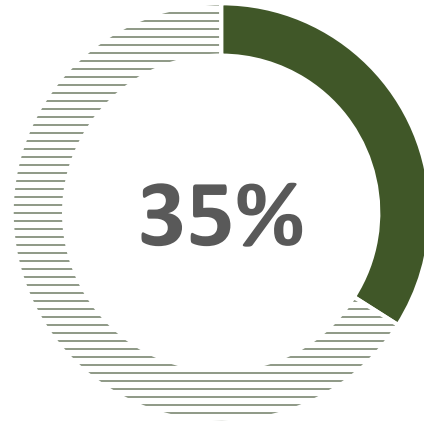


SC TECHNICAL COLLEGE SYSTEM: HIGHLIGHTS



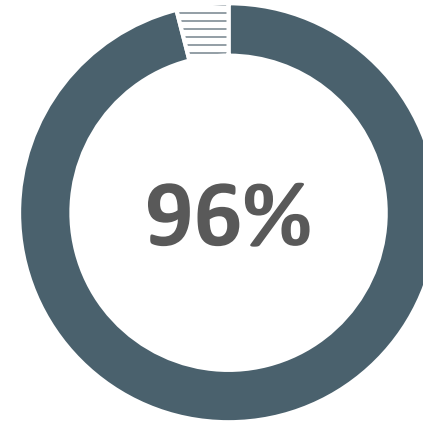
ACCESSIBLE

Nearly half of all South Carolinians enrolled as undergraduates in South Carolina's public higher education attends one of our 16 colleges.



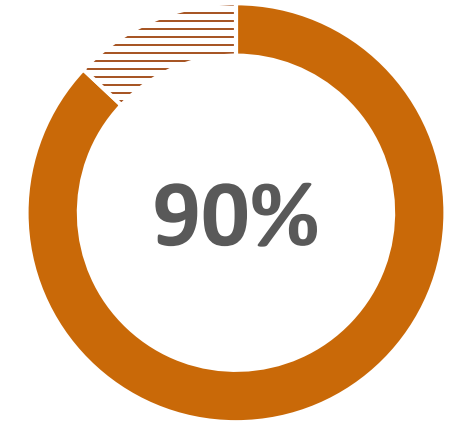
AFFORDABLE

Average annual tuition at one of our colleges is 35% of the average annual tuition at a four-year institution. Our colleges remain South Carolina's most affordable path to a quality higher education.



TARGETED

96% of our students are South Carolina residents. The vast majority of our students are citizens of the state and choose to live and work in South Carolina after completing their education.



RELEVANT

90% of our graduates are placed in a job related to their field of study or are continuing their studies and furthering their education.

SC TECHNICAL COLLEGE SYSTEM: HIGHLIGHTS



readySC™ provides customized recruiting and training to qualifying companies locating to or expanding in South Carolina.

In order to qualify companies must be producing new, permanent, full-time, direct hire positions with competitive wages and benefits

BY THE NUMBERS

- Nearly 5,000 trained last fiscal year
- 115 companies served last fiscal year
- Nearly 303,000 trained since 1961
- 56% African-American; 34% Caucasian; 10% Other
- 62% Female; 38% Male
- 38 Average Age
- 12.8 Average Education



Apprenticeship Carolina™ works to increase the awareness and use of registered apprenticeship as an essential workforce development tool.

The program makes certain all employers in South Carolina have access to information and consultative services, at no charge, regarding sponsorship of a demand-driven registered apprenticeship program.

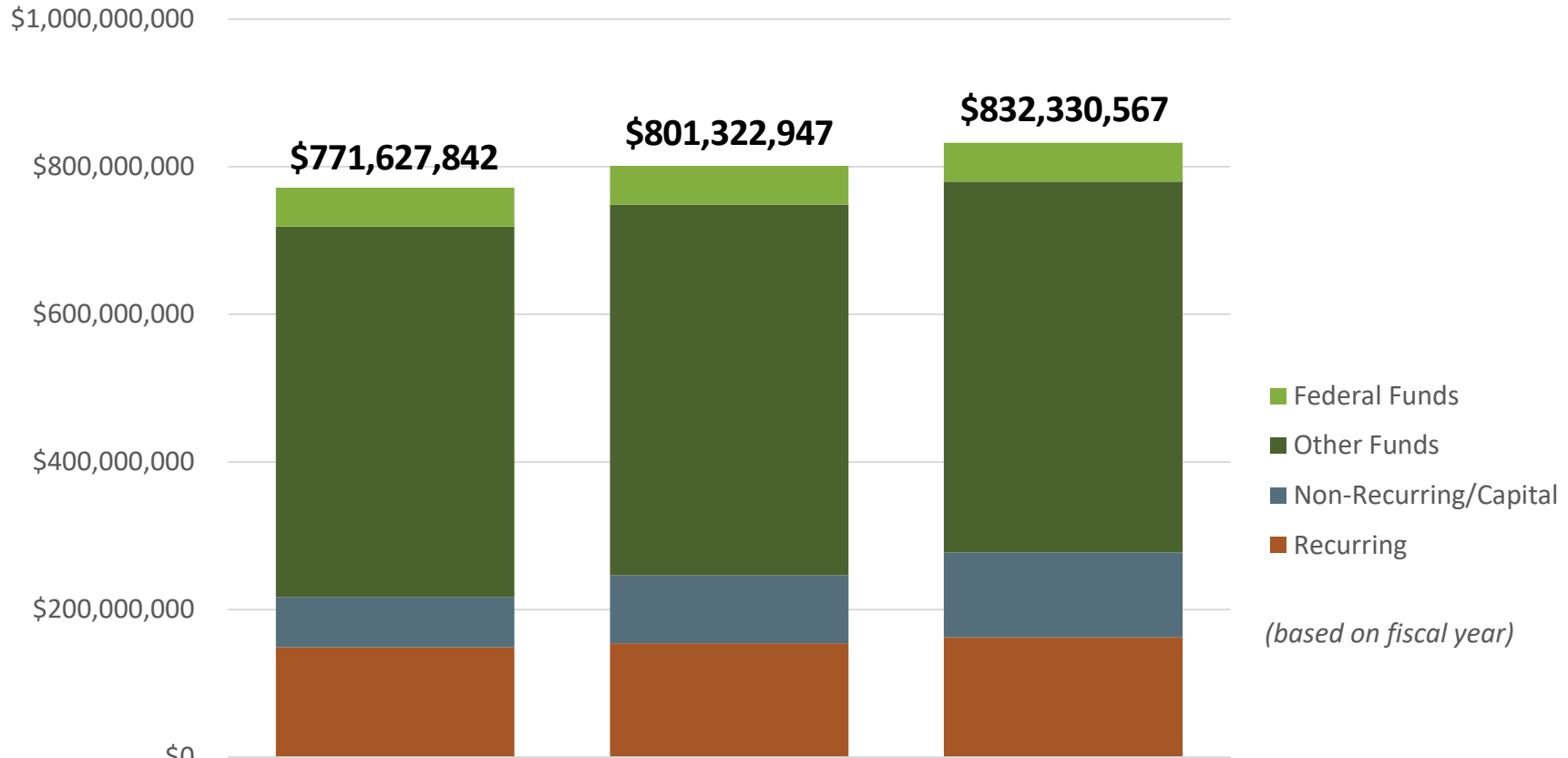
BY THE NUMBERS

- Over 13,500 active registered apprentices and just over 1,000 companies participating across the state
- 1 in 3 companies registers more than one occupation
- More than 32,000 total apprentices since 2007
- 223 youth apprenticeship programs with 317 youth apprentices

FY 19/20 STATE FUNDING RECAP

- **\$6.0M in Recurring General Funds – Base Funding**
 - Assists in meeting workforce demand by attracting and retaining qualified faculty and providing relevant job skills training for in-demand fields.
- **\$11M Non-Recurring Lottery Funds – Workforce Scholarships and Grants**
 - Helps meet growing workforce demand by offsetting cost of education and training in high-demand fields
- **\$12M Non-Recurring Lottery Funds – High Demand Job Skills Training Equipment**
 - Funding for equipment across the System that have been carefully considered and properly vetted to meet growing workforce demand
- **\$500K Non-Recurring Lottery Funds – Technical Education Awareness Statewide Campaign**
 - Through a 2:1 private/public partnership, funding provides the opportunity to invest in a multi-year statewide campaign designed to educate South Carolinians about the benefits of a technical college education and build awareness of the high-demand jobs available to their graduates.
- **\$17M Non-Recurring Lottery Funds – SC WINS Scholarship Program**
 - Funding provides for a statewide technical college scholarship program designed to address workforce shortages in South Carolina by supplementing Lottery Tuition Assistance for eligible students.
- **\$3.3M Non-Recurring – Specific Programs to Quick Jobs/Dual Credit (Midlands), Campus Equipment and Remodel (Spartanburg), CDL Training Program (Orangeburg-Calhoun) and SPICE Program (Greenville)**
 - Helps to meet a variety of workforce demands at specific colleges.

APPROPRIATIONS HISTORY: THREE YEARS

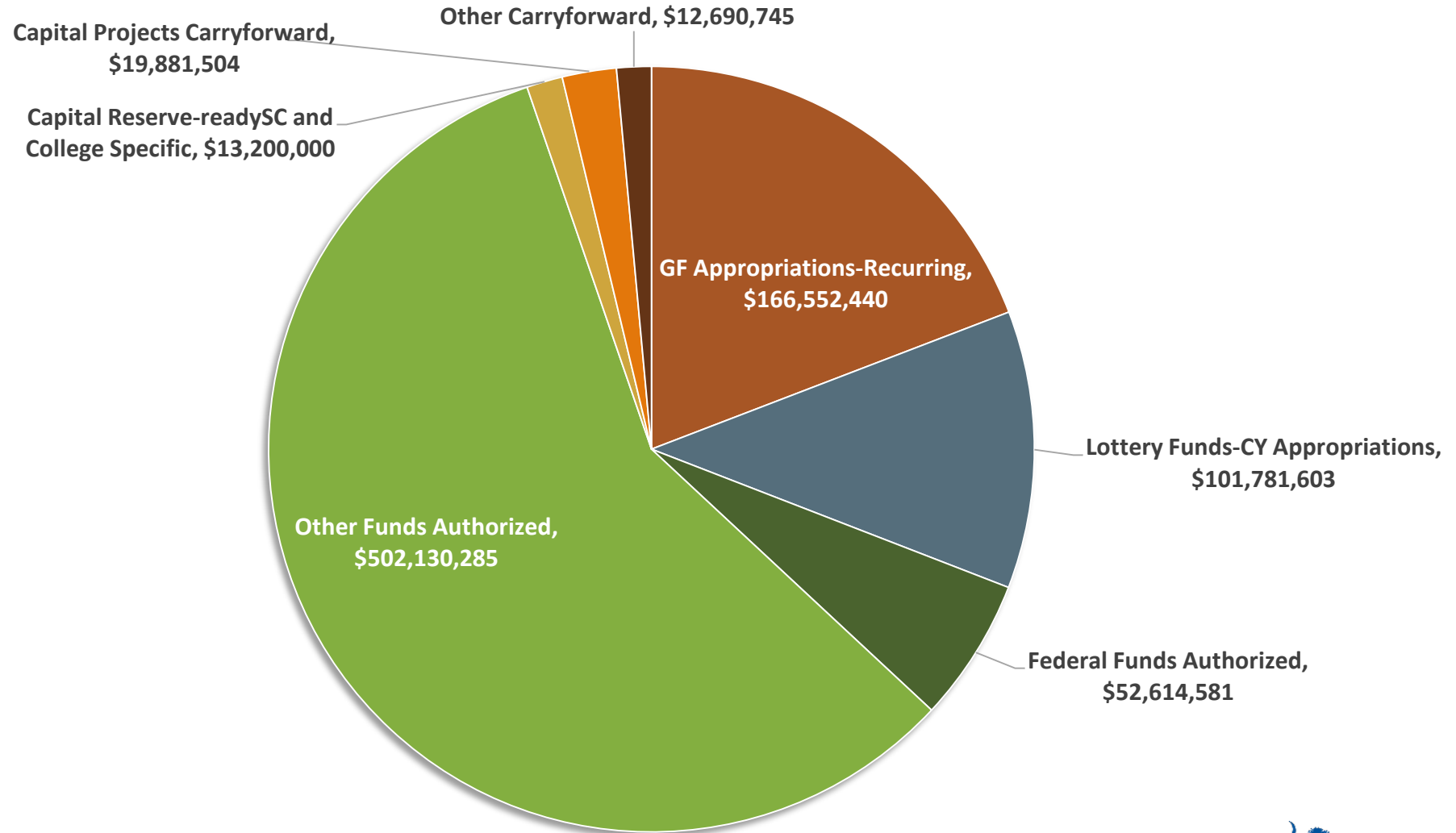


(based on fiscal year)

	FY 17-18	FY 18-19	FY 19-20
Federal Funds	\$52,614,581	\$52,614,581	\$52,614,581
Other Funds	\$502,130,285	\$502,130,285	\$502,130,285
Non-Recurring/Capital	\$67,849,086	\$92,146,446	\$114,981,603
Recurring	\$149,033,890	\$154,431,635	\$162,604,098

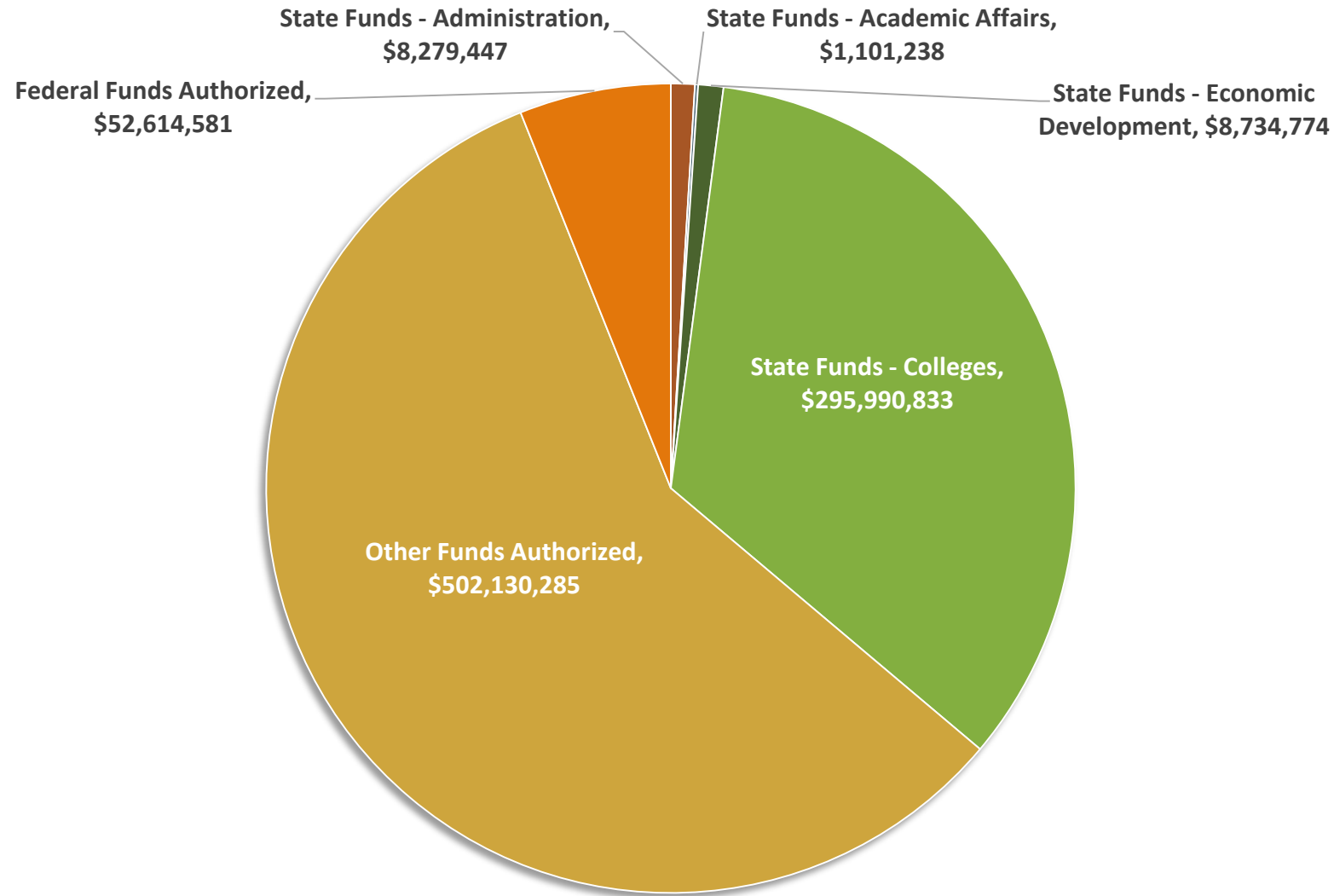
FY20 PROJECTED CURRENT REVENUE

System



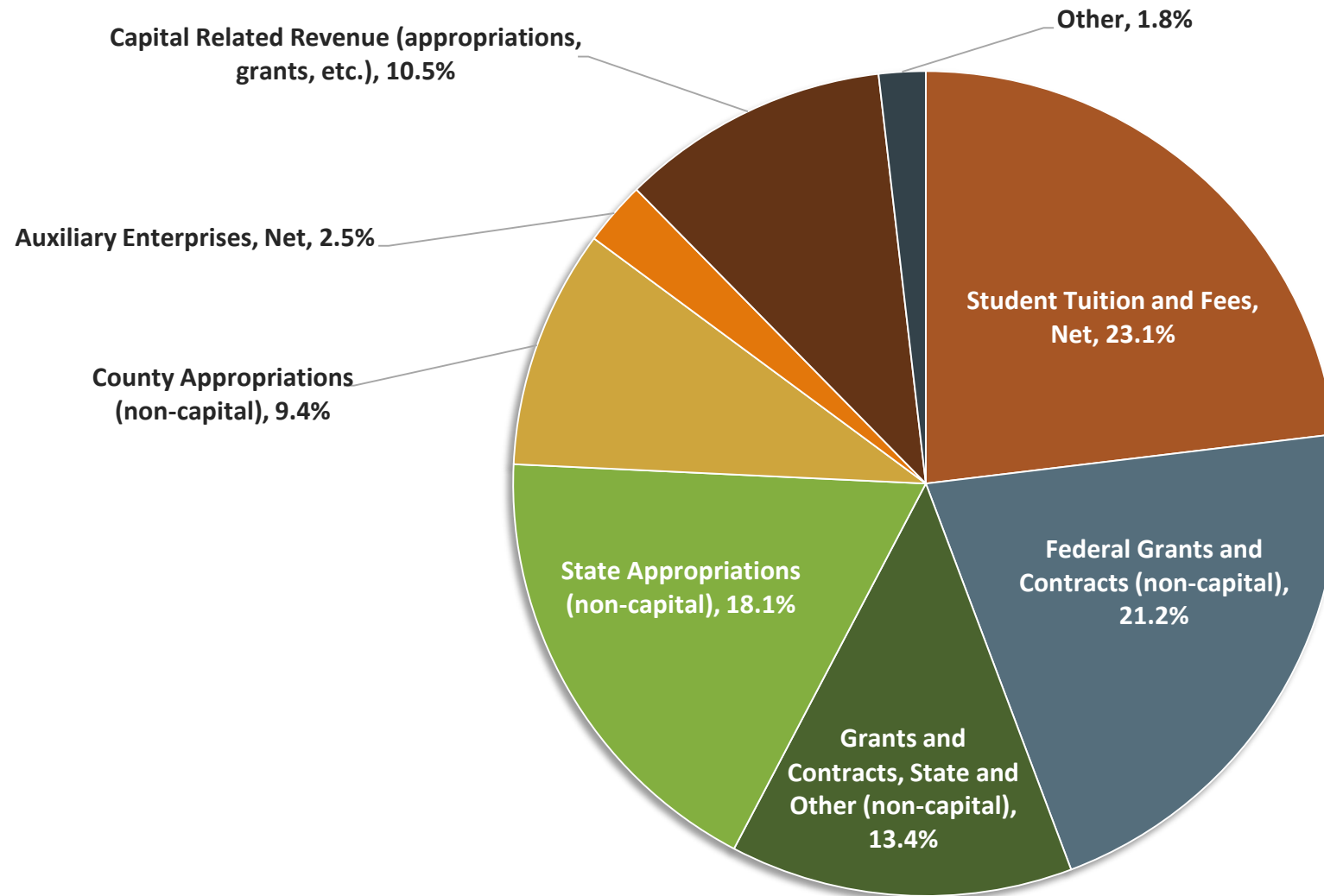
FY20 PROJECTED CURRENT EXPENSES

System



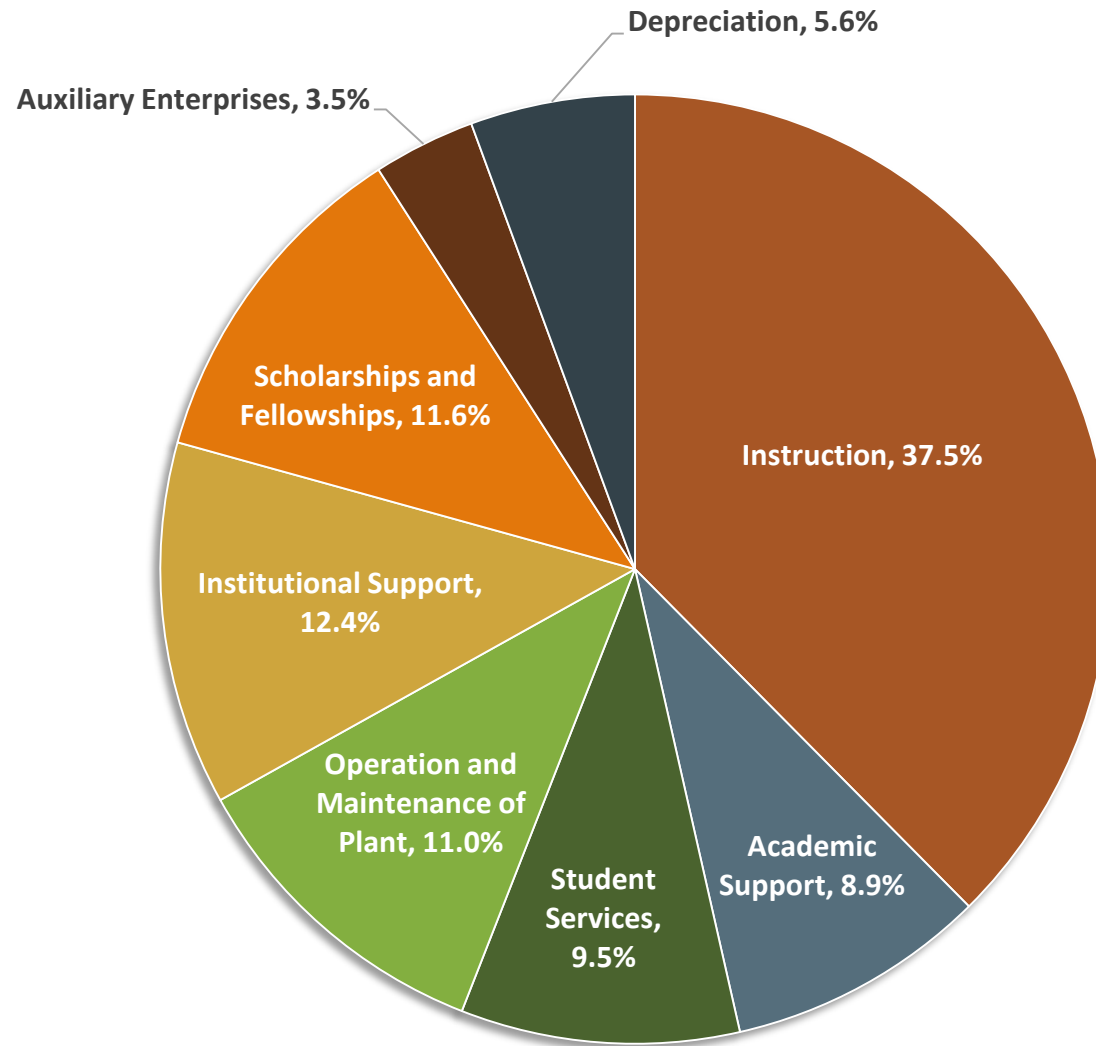
FY19 COLLEGE ACTUAL REVENUE

By Source



FY19 ACTUAL COLLEGE EXPENSES

By Function



BUDGET REQUEST: FY20-21

- Base Funding for the Local Colleges
\$28.0 (Recurring)
- Equipment for High-Demand Jobs Skills Training
\$18M (Non-Recurring)
- Lottery Tuition Assistance (LTAP)
\$51.1M (Lottery)
- College Maintenance and Repair Projects
\$20M (Non-Recurring)
- Capital Projects (Re-Purpose/Renovation & New Construction)
\$240.2M (Non-Recurring)
- On-going System Initiatives
 - Continue funding for readySC™ to deliver on commitments made by the State
\$10.25M (Non-Recurring)
 - Continue workforce grants for short-term, high-demand job skills training
\$11M (Lottery Funds)
 - Continue SCWINS program funding
\$17M (Lottery Funds)

RECURRING REQUEST

Request	Amount	Justification
Recurring Base Funding	\$28,000,000	The SC Technical College System educates and trains nearly 175,000 South Carolinians each year. It continues to provide the fastest, most flexible path to the workforce. The System's affordable, accessible and relevant approach to a quality higher education ensures South Carolinians are skilled and ready to work. The requested increase in base funding will be used to help colleges remain competitive in recruiting and retaining highly skilled, technically advanced instructional faculty and staff, as well as the other employees necessary to enhance academic success and expand in-demand program offerings.

NON-RECURRING REQUEST

Request	Amount	Justification
Equipment for High-Demand Jobs Skills Training	\$18,000,000	This funding request supports strategies 1.2 and 3.1 by providing for the purchase of equipment to facilitate better training of students to meet business needs, thus targeting the system goals of providing high quality relevant programs and developing a world-class workforce to fulfill the demands of an evolving and diversified state economy. The request represents the colleges' critical capital equipment needs for the coming year.

NON-RECURRING REQUEST

Request	Amount	Justification
College Maintenance and Repair Projects	\$20,000,000	<p>The System is approaching its 60th anniversary and existing facilities at our colleges are in dire need of maintenance and repair. Funding for maintenance and repair projects would allow our colleges to increase the life of existing buildings, improve campus infrastructures, enhance information and telecommunications systems, improve energy efficiency, and enhance existing spaces to meet modern instructional and student support needs.</p> <p>This nonrecurring request does not increase the need for recurring funds.</p>

NON-RECURRING REQUEST

Request	Amount	Justification
readySC Direct Training	\$10,250,000	<p>The System’s readySC program was established as an economic development training incentive designed to guarantee South Carolina could remain competitive through changing economic circumstances. It remains a key component of South Carolina’s development engine and has been recognized for more than 50 years as one of the nation’s premier programs of its kind. readySC focuses on the recruiting and initial training needs of new and expanding organizations in South Carolina by providing recruiting, assessment, training development, management, and implementation services to qualifying organizations creating new, permanent, full-time jobs for the state that offer competitive wages and benefits. Since its inception, readySC has trained over 300,000 employees and served more than 2,200 companies. The positive impact of readySC can be seen in more than its numbers. World-class companies like Boeing, BMW, Mercedes Benz Vans, Samsung, and Volvo have touted the training program’s competitive edge for the State of South Carolina.</p> <p>Funding for readySC allows the program to fulfill its commitments to its partner companies, commitments that were initiated in the prospect phase and more comprehensively defined in the project development phase. If these funds were not received, the impact to partner companies, the citizens of SC, and the reputation of the State would be considerable. The system has developed a projection model that helps determine long-term needs for readySC to ensure that our annual non-recurring requests are only for the funding that will be needed in the next fiscal year. This non-recurring appropriation does not create a need for recurring funds.</p>

CAPITAL REQUEST

Request	Amount	Justification
Individual College Initiatives – Capital Projects	\$240,174,966	<p>Projects listed are those requested for all sixteen technical colleges and are included on each college’s CPIP for Plan Years 2020-2024, as Plan Year 2 (FY2021) projects. See attached Project Summary Schedule for project prioritization by college and see attached Individual College Initiative Worksheets for project description and other details. Some colleges include proposed matches, but many are primarily or entirely dependent upon approved state funding.</p> <p>The Individual Capital Facilities Requests have been approved by each college, the Presidents’ Council, and the State Board. If this request is honored, any capital projects will flow through CHE, JBRC, and SFFA if needed.</p> <p>The capital facilities needs represent each college’s requirements in order to meet the demands of high-demand STEM+, Manufacturing, IT, and Healthcare jobs. The colleges are continually planning in response to the business and industry demands in their service areas. In this request, each college has determined the fiscal requirements needed to complete the investment in a timely manner.</p>

CAPITAL REQUEST

By College

College	Capital Facilities
Aiken Technical College	\$13,344,000
Central Carolina Technical College	\$19,500,000
Denmark Technical College	\$10,250,000
Florence Darlington Tech College	\$25,500,000
Greenville Technical College	\$37,900,000
Horry-Georgetown Technical College	\$5,000,000
Midlands Technical College	\$6,480,000
Northeastern Technical College	\$7,102,099
Orangeburg-Calhoun Technical College	\$11,000,000
Piedmont Technical College	\$9,112,000
Spartanburg Community College	\$30,931,000
Technical College of the Lowcountry	\$5,000,000
Tri-County Technical College	\$6,000,000
Trident Technical College	\$28,175,000
Williamsburg Technical College	\$15,750,000
York Technical College	\$9,130,867
TOTAL	\$240,174,966

OTHER FUND REQUEST

Request	Amount	Revenue Source	Description
7659 - Technical Colleges - Other Funds Increase	--	--	The System is making no request to change appropriated amount for other funds.

FEDERAL FUND REQUEST

Request	Amount	Revenue Source	Description
7672 - Technical Colleges - Federal Funds Increase	--	--	The System is making no request to change appropriated amount for federal funds.

FTE REQUEST

The System has no request for additional FTEs for FY21 and made no interim adjustment in FTEs.

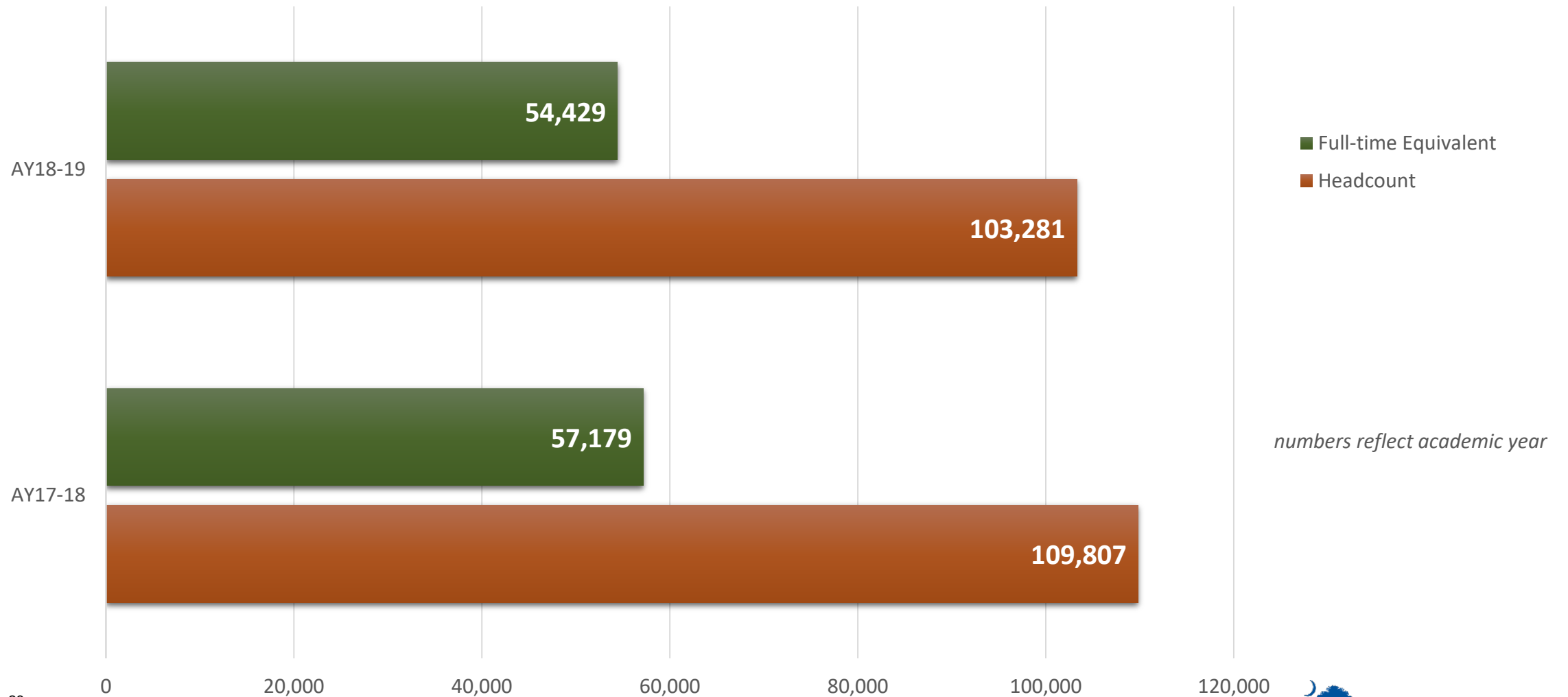
PROVISO REQUESTS

- **25.6 – Florence Darlington Fund Repurpose**. Proviso allowed college to repurpose funds previously appropriated for specified capital projects for use toward meeting other capital project needs. College has repurposed the funds or will do so in the current fiscal year. **DELETE.**
- **25.7 – Health Science Capital Project**. Proviso allowed Technical College of the Lowcountry (TCL) to redirect funds previously appropriated for construction of a Workforce Training Center for use on the Health Science capital project at the college. TCL has redirected the funds or will do so in the current fiscal year. **DELETE.**
- **25.8 – Tech Awareness and Education**. The proviso required that \$500,000 of SBTCE appropriated funds be used to develop and implement a comprehensive awareness and education campaign to enhance the perception of technical education and opportunities it can afford to South Carolinians, provided that SBTCE was able to obtain a 2 to 1 private entity match. The SBTCE was offered a one-time only match by a private entity for the FY19-20 fiscal year, so the proviso was only needed for the single year. **DELETE.**
- **25.9 – Northeastern Tech Repurpose**. Proviso allowed Northeastern Technical College (NETC) to redirect funds previously appropriated for construction of an instructional building for construction and renovation of space for critical industry training. NETC has redirected the funds or will do so in the current fiscal year. **DELETE.**

APPENDIX

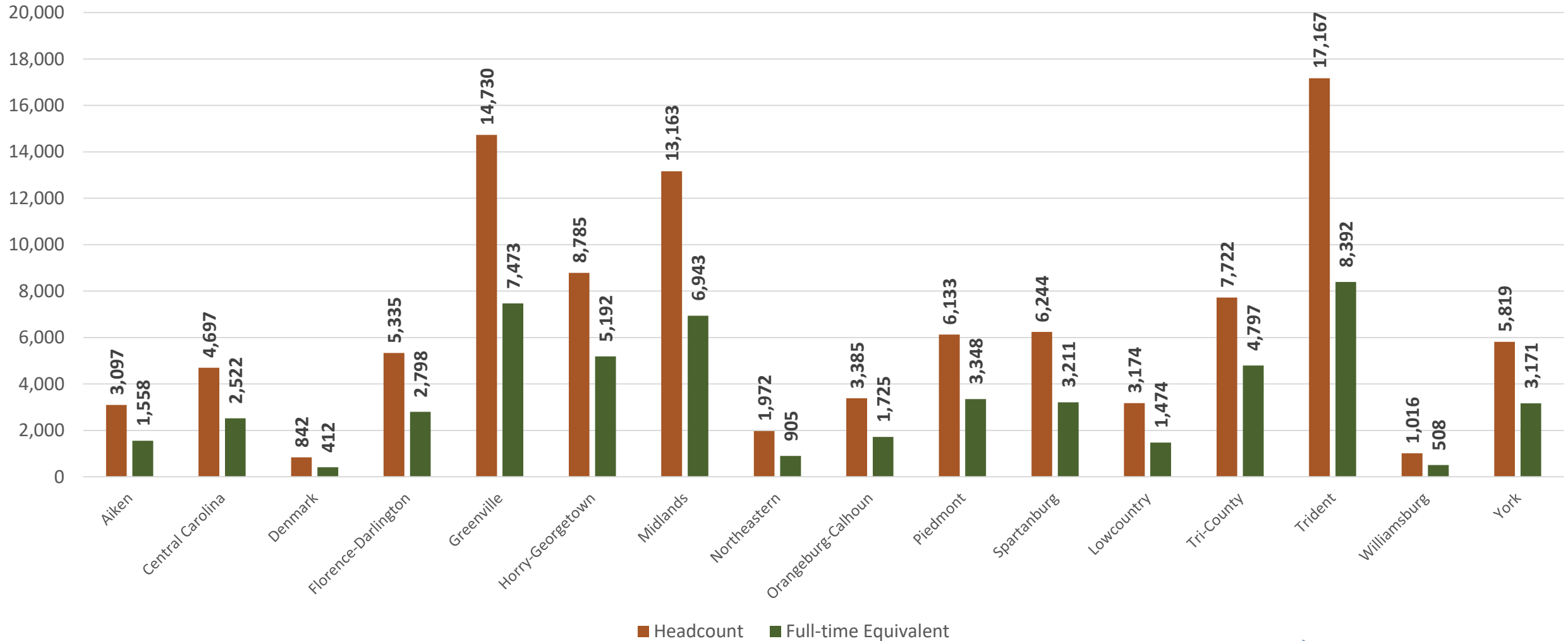
STUDENT ENROLLMENT: HEADCOUNT V. FTE

System-wide



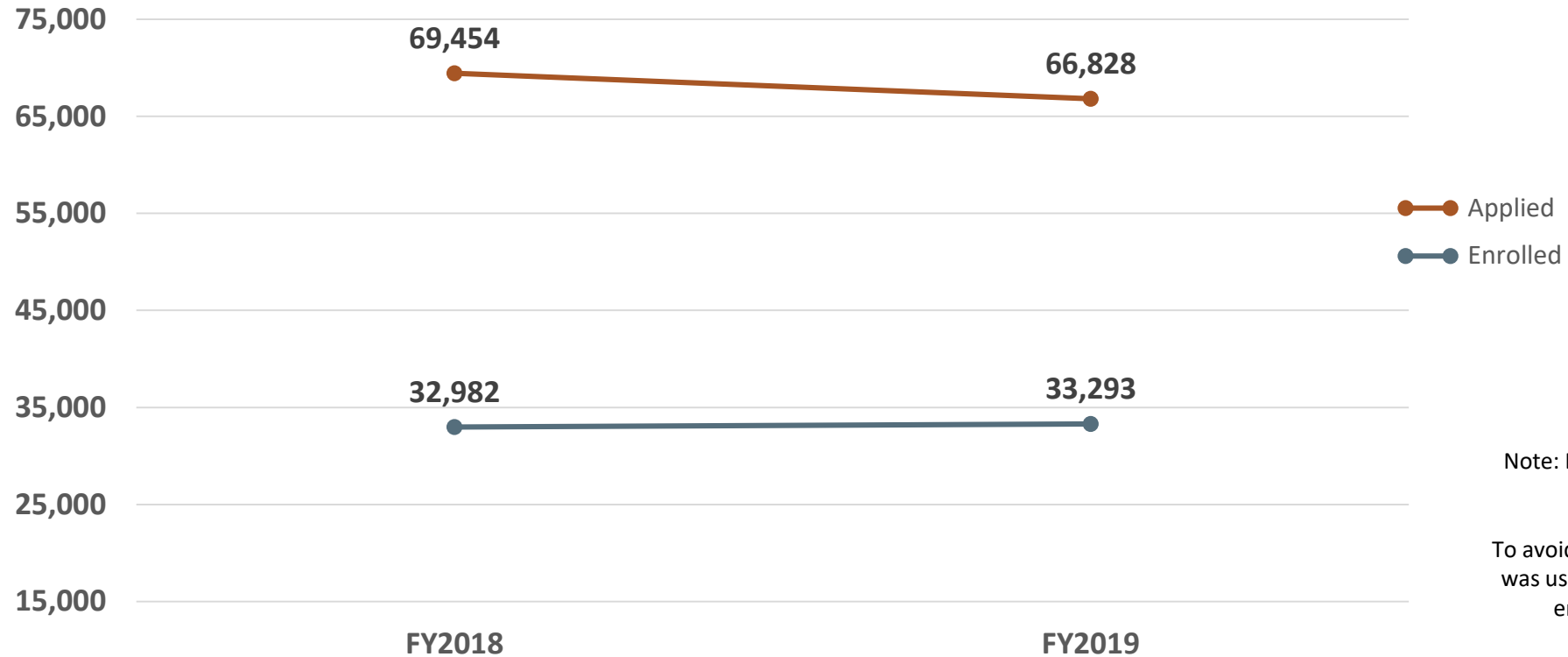
STUDENT ENROLLMENT: HEADCOUNT V. FTE

By College



APPLIED AND ENROLLED

System-wide

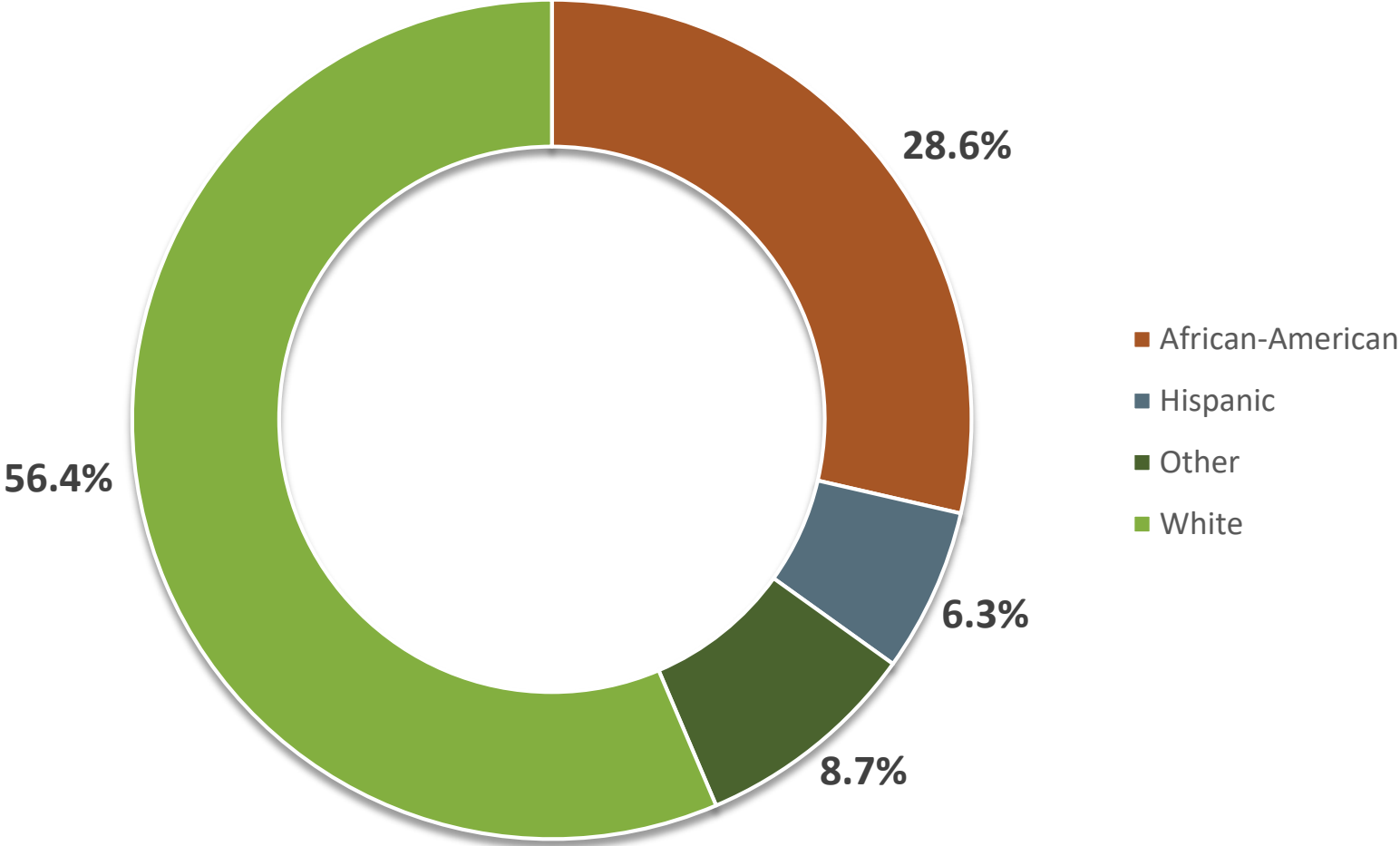


Note: Does not reflect continuing students only newly enrolled students.

To avoid duplicating headcount, the fall term was used as the count for both applied and enrolled. FY2018 = Fall 2017 and FY2019 = Fall 2018

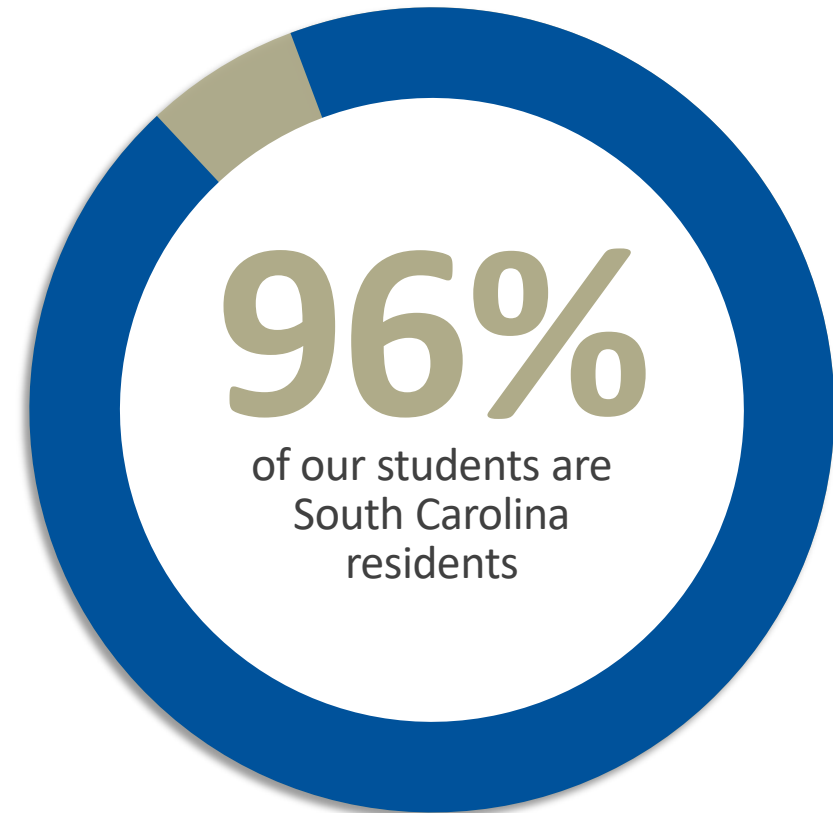
MINORITY ENROLLMENT

System-wide



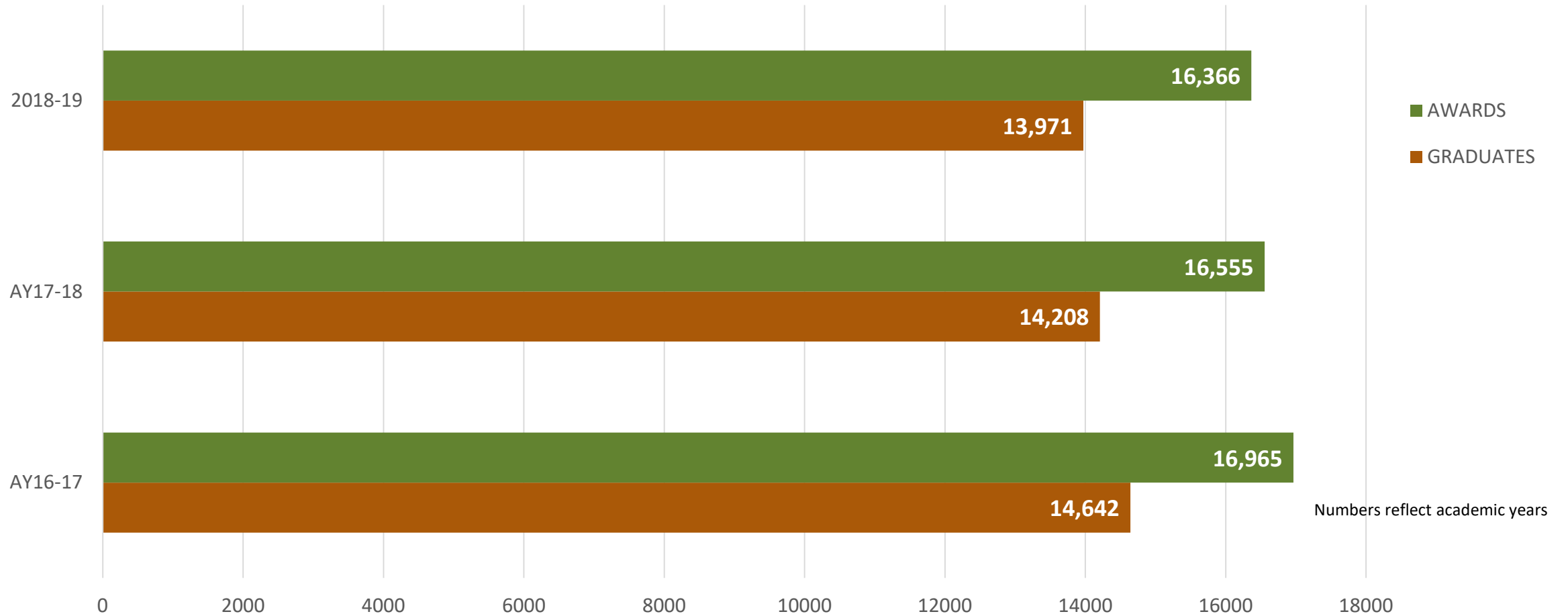
IN-STATE V. OUT-OF-STATE STUDENTS

The System educates and trains
South Carolinians to
live and work In South Carolina



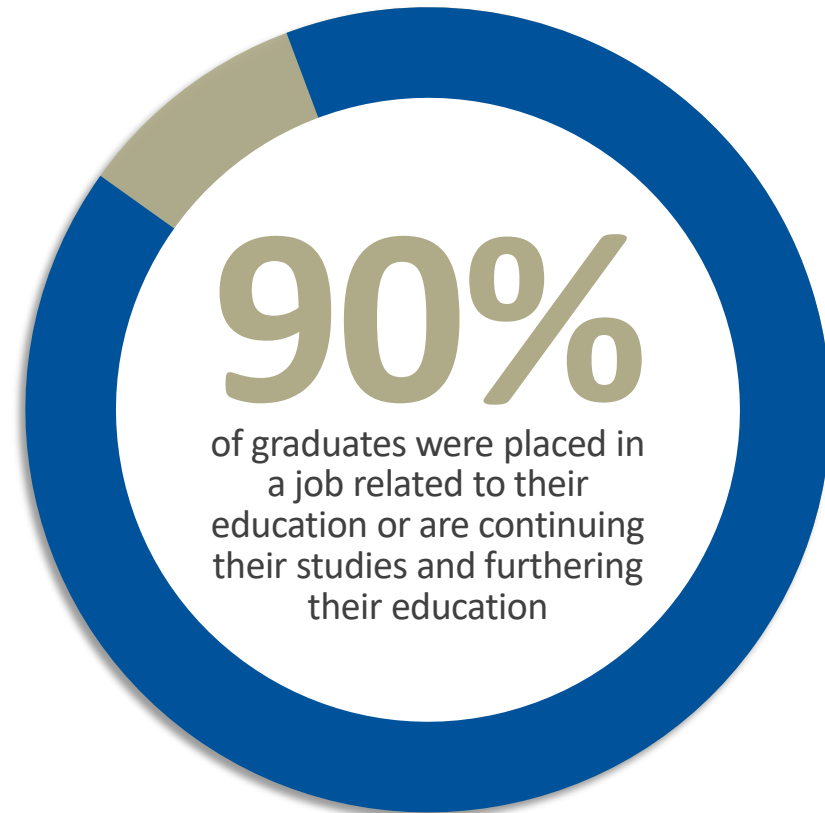
GRADUATES AND AWARDS

System-wide



PLACEMENT RATES

The System prepares students for high-demand, high-wage jobs



Academic Year 2017-18 used for calculation due to the prescribed time period allowed for students to find a job

STUDENT ENROLLMENT: PLACEMENT RATES

by College

College	AY2017-18 Placement Rates
Aiken	84.7%
Central Carolina	90.6%
Denmark	76.0%
Florence-Darlington	93.9%
Greenville	82.4%
Horry-Georgetown	94.2%
Midlands	89.9%
Northeastern	72.2%
Orangeburg-Calhoun	90.8%
Piedmont	90.0%
Spartanburg	89.4%
Lowcountry	92.7%
Tri-County	93.7%
Trident	93.0%
Williamsburg	94.6%
York	94.0%

TUITION HISTORY

The State Board for Technical and Comprehensive Education sets the tuition range for the colleges each year.

In determining the tuition range a number of variables are considered including, but not limited to enrollment, required resources, revenues and the current HEPI index.

Over the past five years, the System's average annual tuition has increased as follows:

Percent change AY 2013/14 to AY 2014/15	3.0%
Percent change AY 2014/15 to AY 2015/16	2.1%
Percent change AY 2015/16 to AY 2016/17	1.8%
Percent change AY 2016/17 to AY 2017/18	3.7%
Percent change AY 2017/18 to AY 2018/19	3.5%

TUITION & FEE HISTORY

by College

	AY2014-15		AY2015-16		AY2016-17		AY2017-18		AY2018-19	
	Full-Time, In-State	Full-Time, Out-of-State	Full-Time, In-State	Full-Time, Out-of-State	Full-Time, In-State	Full-Time, Out-of-State	Full-Time, In-State	Full-Time, Out-of-State	Full-Time, In-State	Full-Time, Out-of-State
Aiken	\$4,098	\$10,178	\$4,262	\$6,496	\$4,348	\$6,638	\$4,468	\$6,830	\$4,656	\$6,850
Central Carolina	\$3,840	\$6,624	\$4,200	\$6,768	\$4,320	\$7,200	\$4,440	\$7,416	\$4,608	\$7,704
Denmark	\$2,624	\$5,048	\$2,926	\$5,542	\$3,787	\$6,458	\$4,440	\$8,640	\$4,440	\$8,640
Florence-Darlington	\$3,934	\$6,022	\$4,078	\$6,166	\$4,174	\$6,262	\$4,270	\$6,406	\$4,462	\$6,598
Greenville	\$4,094	\$8,438	\$4,224	\$8,448	\$4,326	\$8,550	\$4,422	\$8,766	\$4,590	\$9,102
Horry-Georgetown	\$3,854	\$6,726	\$3,960	\$6,918	\$4,036	\$7,948	\$4,108	\$8,092	\$4,252	\$8,380
Midlands	\$3,888	\$11,232	\$3,988	\$11,524	\$4,064	\$11,744	\$4,318	\$12,478	\$4,530	\$13,074
Northeastern	\$3,726	\$6,342	\$3,846	\$6,462	\$4,090	\$6,802	\$4,110	\$6,870	\$4,158	\$6,918
Orangeburg-Calhoun	\$3,890	\$6,602	\$4,010	\$6,746	\$4,130	\$6,890	\$4,250	\$7,010	\$4,466	\$7,226
Piedmont	\$3,958	\$5,710	\$4,084	\$5,836	\$4,228	\$6,148	\$4,300	\$6,220	\$4,456	\$6,448
Spartanburg	\$4,064	\$8,208	\$4,192	\$8,472	\$4,300	\$8,692	\$4,444	\$8,956	\$4,662	\$9,342
Lowcountry	\$4,060	\$8,812	\$4,180	\$9,076	\$4,276	\$9,268	\$4,516	\$9,676	\$4,684	\$10,036
Tri-County	\$3,852	\$8,568	\$3,967	\$8,815	\$4,050	\$9,042	\$4,172	\$9,356	\$4,327	\$9,751
Trident	\$3,942	\$7,434	\$4,070	\$7,676	\$4,156	\$7,838	\$4,280	\$8,073	\$4,439	\$8,372
Williamsburg	\$3,756	\$7,260	\$4,008	\$7,608	\$4,080	\$7,752	\$4,224	\$8,016	\$4,368	\$8,280
York	\$3,840	\$8,736	\$3,960	\$9,024	\$4,056	\$9,240	\$4,176	\$9,336	\$4,344	\$9,504

SCHOLARSHIP & GRANTS

Numbers Awarded by College

	FALL 2018 SCHOLARSHIPS/GRANTS RECIPIENT NUMBERS						SPRING 2019 SCHOLARSHIPS/GRANTS RECIPIENT NUMBERS						SUMMER 2019 SCHOLARSHIPS/GRANTS RECIPIENT NUMBERS					
	Fed Suplmntl Educ Oppty Grant	Life	Lottery Tuition Assistance	Pell	Work Study	SC Need-based Grant Prog	Fed Suplmntl Educ Oppty Grant	Life	Lottery Tuition Assistance	Pell	Work Study	SC Need-based Grant Prog	Fed Suplmntl Educ Oppty Grant	Life	Lottery Tuition Assistance	Pell	Work Study	SC Need-based Grant Prog
Aiken	133	200	542	1,067	28	253	104	187	502	976	17	208	106	1	212	481	12	38
Central-Carolina	180	317	1,654	1,920	38	254	153	307	1,446	1,769	44	261	46	0	556	1,055	0	45
Denmark	64	7	177	248	72	28	55	5	198	209	56	18	0	0	51	93	1	0
Florence-Darlington	477	445	1,129	2,028	71	124	555	361	987	1,760	69	143	334	1	305	829	50	28
Greenville	677	1,217	3,624	4,007	36	554	665	1,166	3,226	3,689	52	678	277	0	1,125	1,571	26	165
Horry-Georgetown	460	962	2,297	3,009	38	334	398	878	1,970	2,884	50	700	81	16	648	1,258	0	54
Midlands	187	1,236	2,968	4,113	52	616	564	1,156	2,619	3,582	75	943	162	0	875	1,567	56	239
Northeastern	67	122	449	662	23	89	55	110	432	612	19	92	27	0	136	326	17	16
Orangeburg-Calhoun	189	229	1,041	1,169	23	143	363	199	947	1,079	25	120	190	3	300	617	17	27
Piedmont	260	491	1,527	2,436	53	315	208	425	1,567	2,288	52	282	17	11	599	1,242	43	0
Spartanburg	302	568	1,435	2,064	22	487	335	596	1,299	1,806	38	389	93	2	390	825	16	0
Lowcountry	188	83	824	857	18	122	208	66	796	851	16	104	0	0	207	420	13	0
Tri-County	141	1,758	1,594	2,046	57	561	291	1,625	1,328	1,817	57	547	0	0	489	905	14	1
Trident	1,646	1,092	4,364	3,920	59	652	1,230	893	3,957	3,461	77	608	126	0	1,362	1,816	63	0
Williamsburg	44	24	419	284	16	47	54	20	424	275	23	58	0	0	132	184	16	9
York	247	658	1,461	1,387	49	217	231	639	1,370	1,540	55	226	34	2	399	1,191	6	35
TOTAL	5,262	9,409	25,505	31,217	655	4,796	5,469	8,633	23,068	28,598	725	5,377	1,493	36	7,786	14,380	350	657

SCHOLARSHIP & GRANTS

Dollar Amounts Awarded by College

	FALL 2018 SCHOLARSHIPS/GRANTS RECIPIENT NUMBERS						SPRING 2019 SCHOLARSHIPS/GRANTS RECIPIENT NUMBERS						SUMMER 2019 SCHOLARSHIPS/GRANTS RECIPIENT NUMBERS					
	Fed Suplmntl Educ Oppty Grant	Life	Lottery Tuition Assistance	Pell	Work Study	SC Need-based Grant Prog	Fed Suplmntl Educ Oppty Grant	Life	Lottery Tuition Assistance	Pell	Work Study	SC Need-based Grant Prog	Fed Suplmntl Educ Oppty Grant	Life	Lottery Tuition Assistance	Pell	Work Study	SC Need-based Grant Prog
Aiken	\$46,450	\$488,407	\$430,437	\$2,034,333	\$28,615	\$101,043	\$36,250	\$456,136	\$399,857	\$1,901,447	\$15,815	\$83,000	\$37,724	\$2,500	\$149,928	\$716,438	\$5,441	\$15,200
Central-Carolina	\$80,500	\$777,500	\$980,926	\$3,778,355	\$53,667	\$155,135	\$73,175	\$755,000	\$928,697	\$3,418,192	\$60,476	\$160,681	\$21,666	\$0	\$326,760	\$1,695,723	\$0	\$26,495
Denmark	\$62,122	\$17,500	\$128,924	\$644,288	\$86,292	\$33,363	\$51,874	\$12,500	\$135,470	\$544,664	\$80,444	\$21,687	\$0	\$0	\$29,925	\$205,675	\$338	\$0
Florence-Darlington	\$119,250	\$1,098,157	\$878,598	\$4,245,287	\$77,185	\$123,125	\$138,750	\$889,447	\$756,496	\$3,615,684	\$87,445	\$142,500	\$83,390	\$2,500	\$215,469	\$1,297,608	\$18,874	\$20,000
Greenville	\$232,750	\$3,009,198	\$2,826,336	\$7,897,991	\$54,198	\$469,169	\$232,467	\$2,869,247	\$2,465,972	\$7,154,210	\$99,768	\$596,015	\$82,224	\$0	\$753,181	\$2,200,982	\$26,677	\$113,307
Horry-Georgetown	\$229,897	\$2,088,110	\$1,728,353	\$6,438,709	\$72,322	\$206,724	\$197,326	\$1,951,390	\$1,527,072	\$5,967,441	\$106,648	\$437,858	\$39,903	\$33,308	\$437,180	\$2,053,180	\$0	\$32,924
Midlands	\$112,200	\$3,065,394	\$2,346,625	\$8,155,133	\$94,316	\$390,800	\$337,632	\$2,853,366	\$2,069,344	\$7,072,921	\$135,198	\$622,268	\$96,392	\$0	\$590,642	\$2,343,037	\$88,989	\$107,800
Northeastern	\$19,906	\$303,566	\$301,535	\$1,308,340	\$22,807	\$42,800	\$16,284	\$273,646	\$267,724	\$1,156,611	\$18,874	\$45,200	\$9,773	\$0	\$86,522	\$518,424	\$7,069	\$7,847
Orangeburg-Calhoun	\$55,291	\$569,376	\$744,697	\$2,447,477	\$26,619	\$109,395	\$119,561	\$493,524	\$677,686	\$2,227,500	\$37,769	\$97,452	\$63,880	\$7,358	\$208,049	\$990,714	\$14,458	\$17,514
Piedmont	\$24,298	\$1,211,400	\$1,163,505	\$4,919,436	\$89,752	\$220,714	\$101,213	\$1,046,342	\$1,155,983	\$4,605,621	\$77,492	\$190,059	\$7,942	\$27,298	\$413,738	\$2,127,034	\$38,970	\$0
Spartanburg	\$97,845	\$1,418,613	\$1,128,299	\$4,297,939	\$38,487	\$235,953	\$110,015	\$1,485,656	\$1,009,501	\$3,741,517	\$55,712	\$187,050	\$23,000	\$4,981	\$252,427	\$1,332,535	\$10,233	\$0
Lowcountry	\$71,736	\$196,000	\$588,058	\$1,539,976	\$264,487	\$106,205	\$81,625	\$156,440	\$580,114	\$1,508,591	\$15,668	\$82,913	\$0	\$0	\$138,402	\$594,100	\$12,231	\$0
Tri-County	\$70,695	\$4,395,000	\$1,277,376	\$4,342,551	\$55,410	\$347,425	\$145,483	\$4,062,500	\$1,054,745	\$3,800,992	\$66,839	\$362,001	\$0	\$0	\$322,507	\$1,339,503	\$3,634	\$625
Trident	\$578,105	\$2,700,561	\$3,492,017	\$7,917,955	\$75,538	\$657,941	\$432,137	\$2,198,241	\$3,169,003	\$6,869,329	\$105,434	\$629,148	\$87,259	\$0	\$952,155	\$2,825,352	\$71,136	\$0
Williamsburg	\$18,250	\$56,496	\$274,338	\$618,114	\$11,297	\$22,500	\$22,029	\$47,040	\$272,493	\$617,681	\$26,841	\$27,000	\$0	\$0	\$89,739	\$403,395	\$8,966	\$3,732
York	\$105,125	\$1,644,062	\$1,167,154	\$2,720,018	\$72,319	\$228,874	\$97,626	\$1,596,881	\$1,094,829	\$2,686,247	\$74,175	\$238,753	\$11,665	\$5,000	\$268,961	\$2,710,679	\$3,456	\$25,625
TOTAL	\$1,924,420	\$23,039,340	\$19,457,178	\$63,305,902	\$1,123,311	\$3,451,166	\$2,193,447	\$21,147,356	\$17,564,986	\$56,888,648	\$1,064,598	\$3,923,585	\$564,818	\$82,945	\$5,235,585	\$23,354,379	\$310,472	\$371,069

OUTSTANDING DEBT

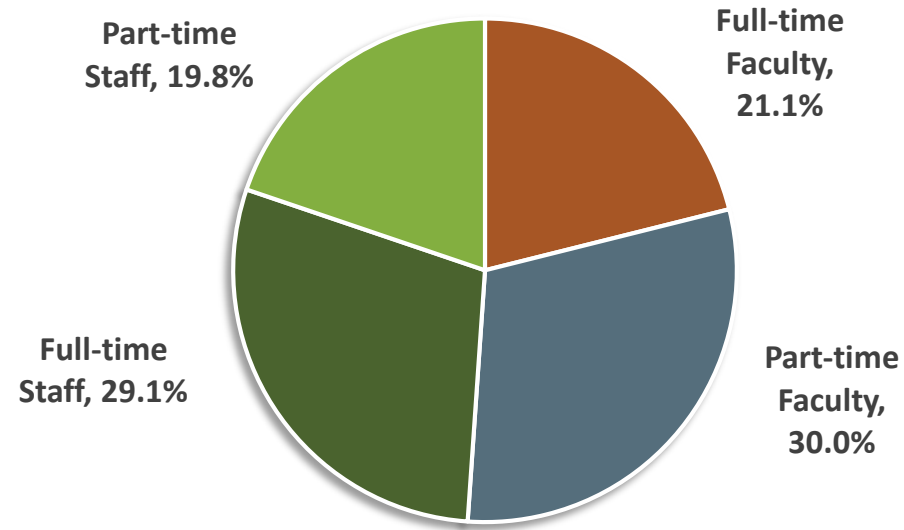
College	Lender	Amount of Initial Debt	Year Debt was Incurred	Year Debt is to be Satisfied	Repayment Schedule	Purpose for Debt
Aiken	N/A	\$0.00	N/A	N/A	N/A	N/A
Central Carolina	RBC Bank	\$3,000,000.00	2010	2020	Semi-annually	Renovation of Health Sciences Center
Denmark	N/A	\$0.00	N/A	N/A	N/A	N/A
Florence-Darlington	Series 2014 Special Fee Refunding Bonds	\$16,240,000.00	2014	2030	Semi-annually	Advance refund all outstanding maturities of the Special Fee Rev Bonds, Series 2005A and to pay the issuance costs of the 2014 bonds
Florence-Darlington	US Department of Education	\$1,639,670.00	2018	2021	Monthly	Installment agreement for repayment of Title IV funds as result of program review
Greenville	Greenville County	\$5,615,000.00	2011	2032	Semi-annually	IT/Logistics Building on the Barton Campus
Greenville	Greenville County	\$7,770,000.00	2012	2026	Semi-annually	Refinanced a portion of Series 2005 GOB
Greenville	Greenville County	\$4,558,802.00	2013	2024	Semi-annually	Refinanced a portion of Series 2005A GOB
Greenville	Greenville County	\$25,000,000.00	2014	2034	Semi-annually	Center for Manufacturing Innovation
Greenville	Greenville County	\$2,565,000.00	2014	2028	Semi-annually	Partially refund the Series 2007 debt service
Greenville	Greenville County	\$3,800,000.00	2016	2032	Semi-annually	Partially refund the Series 2011A debt service
Horry-Georgetown	N/A	\$0.00	N/A	N/A	N/A	N/A
Midlands	State of SC	\$8,765,000.00	2016	2027	Semi-annually	Advance refund all outstanding maturities of previously issued Bond Series 1998A, 2002C, and 2007A and to pay the issuance costs of the 2016C bond issuance

OUTSTANDING DEBT (CONTINUED)

College	Lender	Amount of Initial Debt	Year Debt was Incurred	Year Debt is to be Satisfied	Repayment Schedule	Purpose for Debt
Midlands	State of SC	\$15,000,000.00	2011	2031	Semi-annually	North East Engineering and Science Building
Northeastern	N/A	\$0.00	N/A	N/A	N/A	N/A
Orangeburg-Calhoun	N/A	\$0.00	N/A	N/A	N/A	N/A
Piedmont	N/A	\$0.00	N/A	N/A	N/A	N/A
Spartanburg	SCC Foundation	\$2,578,561.00	2005	2025	Semi-annually	Business Training Center - Capital Lease
Tri-County	TCTC Foundation	\$8,000,000.00	2007	2025	Annually	Anderson County Campus - Capital Lease
Tri-County	TCTC Foundation	\$27,920,000.00	2017	2047	Semi-annually	Student Success Center - Capital Lease
Lowcountry	Beaufort County	\$1,500,000.00	2006	2026	Annually	Initial development of New River Campus
Trident	SunTrust Equipment Finance and Leasing Corp.	\$11,000,000.00	2012	2022	Semi-annually	Construct the Nursing and Science Building
Williamsburg	N/A	\$0.00	N/A	N/A	N/A	N/A
York	N/A	\$0.00	N/A	N/A	N/A	N/A

EMPLOYEES

System-wide

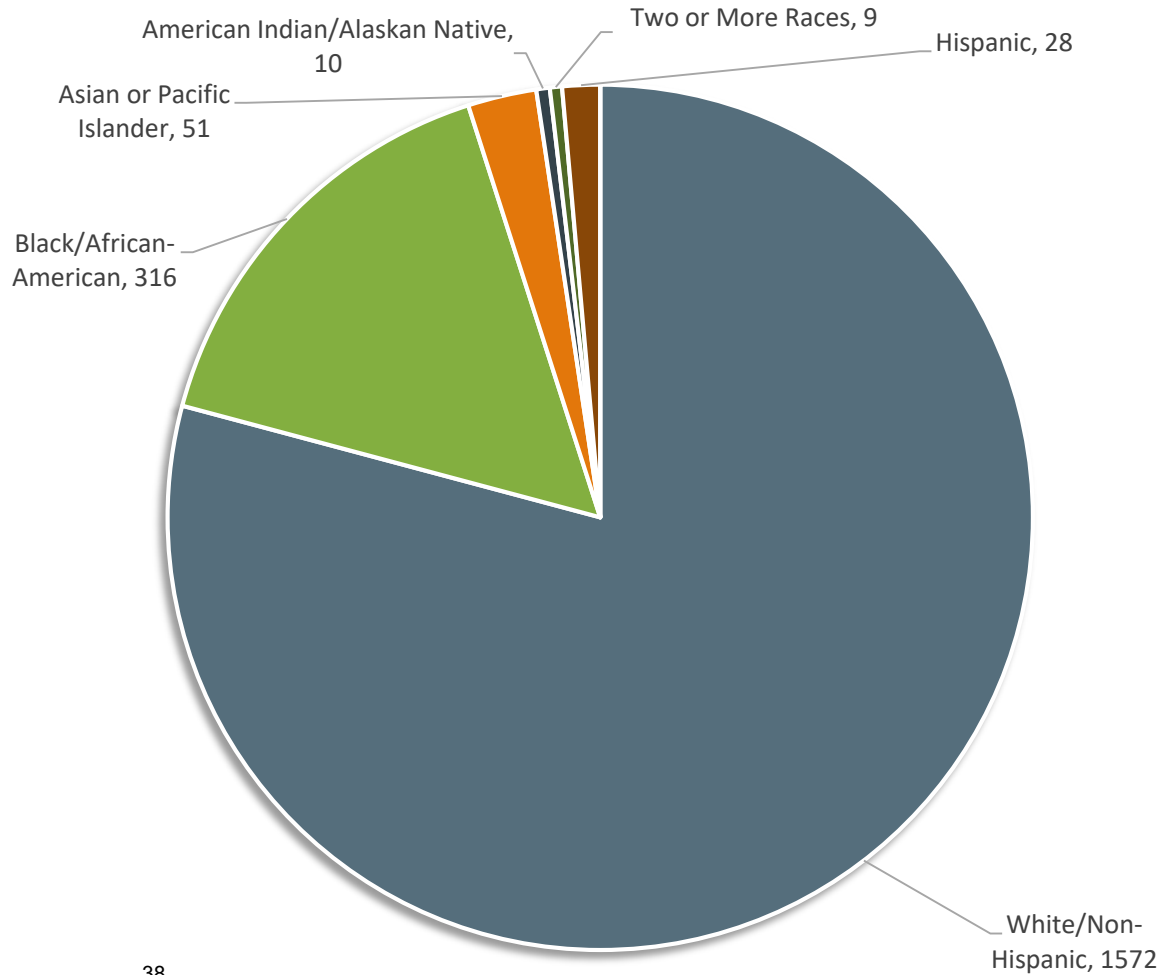


	Authorized	Vacant
State FTEs	3,243.97	242.58
Other FTEs	95.85	13.80
Federal FTEs	1,368.00	143.38
Total FTEs	4,707.82	399.75

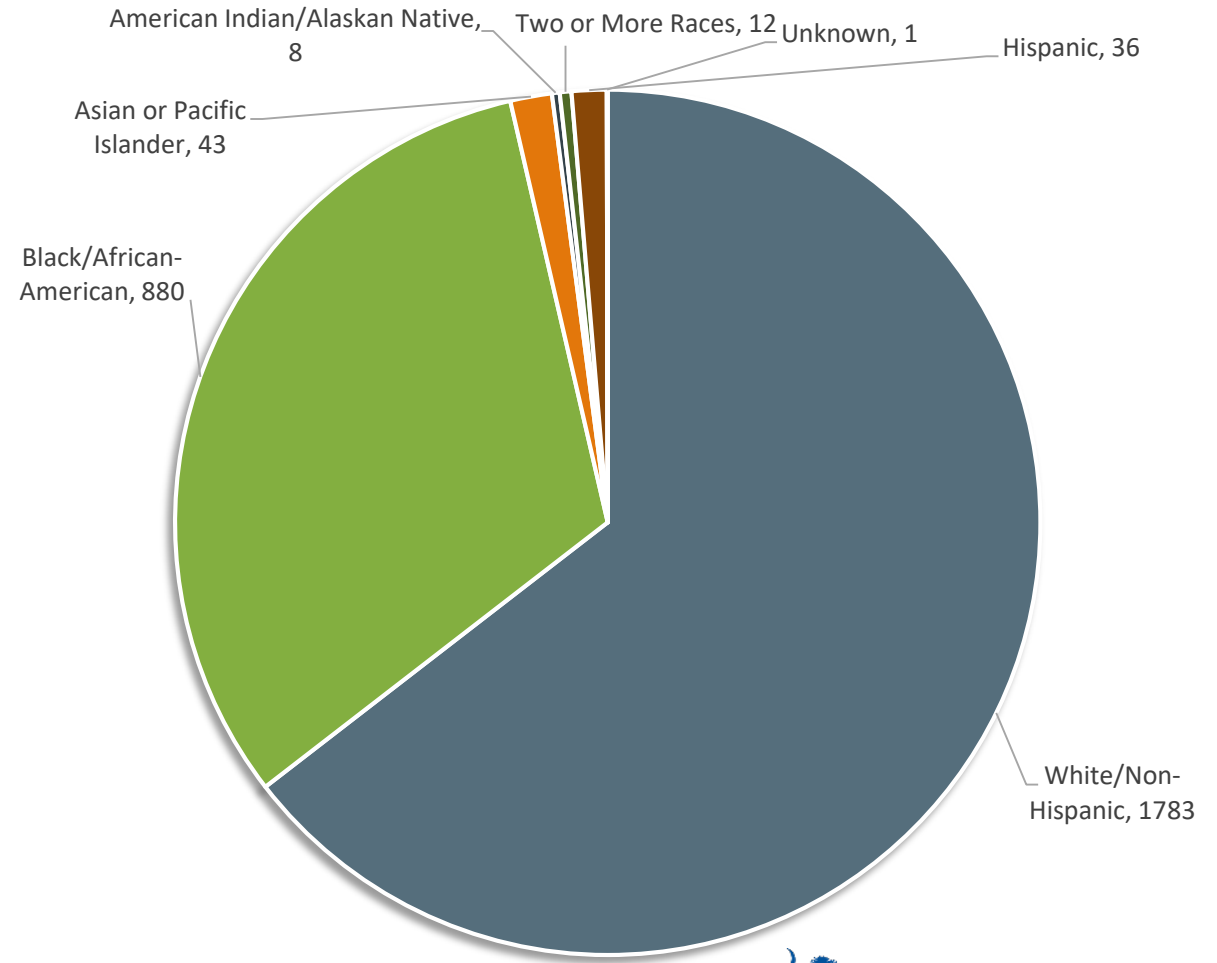
FTE INFORMATION

System-wide

FACULTY

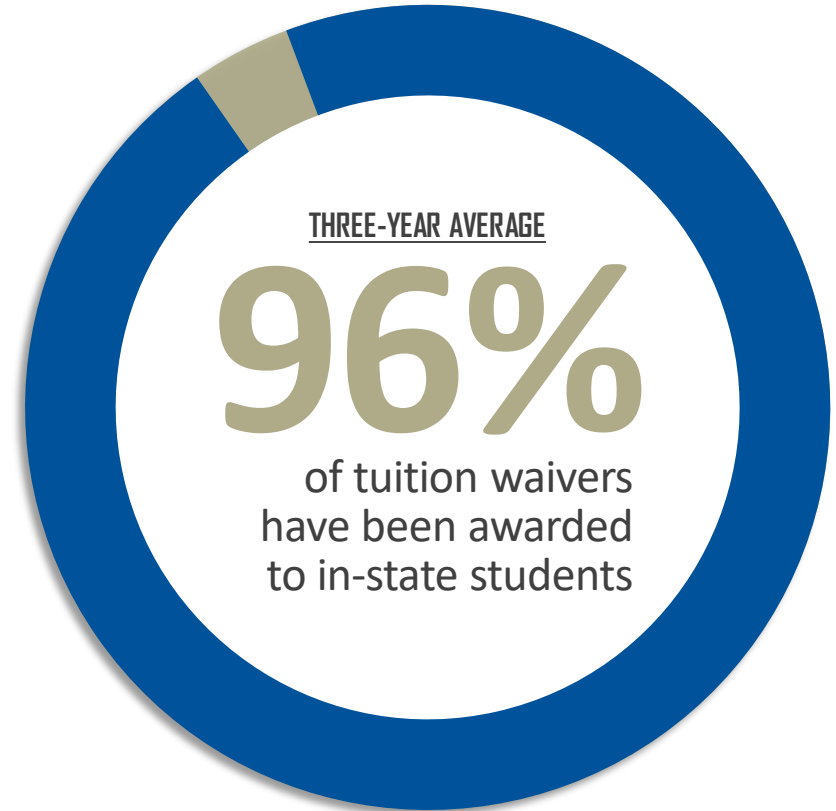


STAFF



4% TUITION WAIVER

- The majority of waivers are used for **dual enrollment students** (high school students taking less than 30 hours)
- The award is determined by the college's administration in coordination with the local school districts
- Students do not have to be full-time to qualify



4% Tuition Waiver: Three-year History: In-state v. Out-of-State

By College

		FYE2017	FYE2018	FYE2019
Aiken	In-State Waiver	\$28,471	\$30,830	\$263,219
	Out-of-State Waiver	\$0	\$0	\$0
Central Carolina	In-State Waiver	\$246,801	\$250,427	\$252,408
	Out-of-State Waiver	\$33,019	\$18,945	\$897
Denmark	In-State Waiver	\$47,545	\$10,978	\$10,293
	Out-of-State Waiver	\$0	\$8,254	\$0
Florence-Darlington	In-State Waiver	\$1,021,992	\$813,594	\$178,156
	Out-of-State Waiver	\$19,730	\$12,515	\$33,065
Greenville	In-State Waiver	\$1,466,799	\$1,558,240	\$1,435,220
	Out-of-State Waiver	\$21,892	\$13,318	\$7,773
Horry-Georgetown	In-State Waiver	\$50,040	\$14,785	\$12,522
	Out-of-State Waiver	\$0	\$31,322	\$7,949
Midlands	In-State Waiver	\$0	\$0	\$0
	Out-of-State Waiver	\$0	\$0	\$0
Northeastern	In-State Waiver	\$87,856	\$15,881	\$56,398
	Out-of-State Waiver	\$0	\$742	\$787
Orangeburg-Calhoun	In-State Waiver	\$380,903	\$345,954	\$406,445
	Out-of-State Waiver	\$2,096	\$4,131	\$6,280
Piedmont	In-State Waiver	\$394,857	\$627,941	\$666,374
	Out-of-State Waiver	\$114,753	\$142,238	\$141,712
Spartanburg	In-State Waiver	\$553,488	\$613,538	\$631,908
	Out-of-State Waiver	\$1,570	\$8,595	\$1,346
Lowcountry	In-State Waiver	\$195,540	\$238,319	\$274,675
	Out-of-State Waiver	\$0	\$0	\$0
Tri-County	In-State Waiver	\$85,886	\$72,624	\$62,980
	Out-of-State Waiver	\$23,296	\$56,262	\$78,874
Trident	In-State Waiver	\$499,837	\$620,834	\$892,727
	Out-of-State Waiver	\$9,423	\$13,148	\$13,362
Williamsburg	In-State Waiver	\$313,910	\$377,080	\$422,420
	Out-of-State Waiver	\$0	\$0	\$0
York	In-State Waiver	\$175,730	\$277,994	\$549,496
	Out-of-State Waiver	\$0	\$0	\$0
System In-State Waiver Total		\$5,549,655	\$5,869,019	\$6,115,241
System Out-of-State Waiver Total		\$225,779	\$309,470	\$292,045

ABATEMENTS

Florence-Darlington Technical College (FDTC) and Piedmont Technical College (PTC) are the only two technical colleges that provide abatements.

During the 2018-2019 academic year, FDTC abated out-of-state tuition for 24 student athletes and PTC abated out-of-state tuition for 2 students.

CAPITAL PROJECTS

Capital Project Name	Project Number	Project Begin Date	Beginning Budget	Current Budget	Cumulative Expenditures	Project Balance	Revenue Source(s)
Piedmont - Upstate Center for Manufacturing Excellence Construction	9886	6/15/2004	\$250,000	\$14,800,000	\$4,265,528	\$10,534,472	Appropriated State/Local
York - Library Expansion and Learning Commons Construction	6056	10/30/2012	\$149,590	\$9,972,925	\$667,036	\$9,305,889	Local
Greenville - Enterprise Campus Development	6083	10/7/2013	\$435,750	\$24,570,679	\$24,478,030	\$92,649	Appropriated State/Capital Reserve/Local
Trident - Aeronautical Training Center Development	6096	10/31/2014	\$10,000,000	\$69,750,000	\$63,794,667	\$5,955,333	Appropriated State/Capital Reserve/Federal/Local
Williamsburg - Facilities Management Building	6103	3/11/2015	\$750,000	\$750,000	\$750,000	\$0	Appropriated State
Aiken - Academic Building I Support of STEM & Engineering Renovation	6104	2/17/2015	\$640,000	\$640,000	\$0	\$640,000	Capital Reserve
Orangeburg-Calhoun - Health Sciences and Nursing Building	6106	3/11/2015	\$1,000,000	\$12,345,120	\$11,750,497	\$594,623	Appropriated State/Capital Reserve/Federal/Local
Piedmont - Laurens Advance Manufacturing Center Renovations and Construction - III	6115	1/7/2016	\$1,500,000	\$1,500,000	\$1,396,897	\$103,103	Capital Reserve
Florence-Darlington - Master Plan-Academic and Workforce Development Building Construction	6119	2/4/2016	\$1,000,000	\$1,000,000	\$1,000,000	\$0	Appropriated State
Denmark - Renovation of Building #200 and Building #300	6123	2/11/2016	\$1,400,000	\$1,400,000	\$0	\$1,400,000	Capital Reserve
Greenville - Demolition of Building 602	6124	6/26/2016	\$39,900	\$1,380,639	\$364,877	\$1,015,762	Local

CAPITAL PROJECTS

Capital Project Name	Project Number	Project Begin Date	Beginning Budget	Current Budget	Cumulative Expenditures	Project Balance	Revenue Source(s)
Midlands - Industrial Technology Building Expansion and Welding Lab Upgrade	6127	12/14/2016	\$4,500,000	\$4,500,000	\$313,318	\$4,186,682	Capital Reserve/Local
Horry-Georgetown - Construction of Advanced Manufacturing Center - Georgetown	6128	1/31/2017	\$180,000	\$13,500,000	\$10,868,266	\$2,631,734	Capital Reserve/Federal/Local
Northeastern - Multi-Use Instructional Building	6130	3/28/2017	\$3,500,000	\$3,500,000	\$0	\$3,500,000	Appropriated State
Greenville - Bldg. 801 Roof Replacement & HVAC Upgrades	6131	5/2/2017	\$21,368	\$1,330,589	\$64,938	\$1,265,651	Local
Denmark - Renovation of Barnwell Workforce Center	6132	5/16/2017	\$1,500,000	\$1,500,000	\$0	\$1,500,000	Appropriated State/Capital Reserve
Aiken - Land Donation	6135	11/20/2017	\$20,000	\$20,000	\$0	\$20,000	Local
Greenville-Benson Campus Amphitheater and Student Plaza	6136	1/31/2018	\$37,500	\$3,041,701	\$76,747	\$2,964,954	Local
Lowcountry - Culinary Arts Institute and Interpretive Center Land Acquisition	6139	6/14/2018	\$15,000	\$690,000	\$677,034	\$12,966	Local
Midlands-Center for QuickJobs Training and Workforce Development	6140	6/28/2018	\$1,050,000	\$1,050,000	\$0	\$1,050,000	Local
Lowcountry - Construction of the Lowcountry Culinary Arts Institute and Interpretive Center	6141	6/28/2018	\$145,000	\$11,053,000	\$0	\$11,053,000	Local
Northeastern - Cheraw Campus Renovation	6142	8/22/2018	\$185,147	\$3,660,757	\$0	\$3,660,757	Local/Appropriated State

CAPITAL PROJECTS

Capital Project Name	Project Number	Project Begin Date	Beginning Budget	Current Budget	Cumulative Expenditures	Project Balance	Revenue Source(s)
Greenville - Bldg. 102 Renovation - Barton Campus	6143	10/24/2018	\$390,600	\$18,495,619	\$0	\$18,495,619	Local
Horry-Georgetown - Renovation of Grand Strand Buildings 100,200 & 300 and Campus Infrastructure	6144	10/24/2018	\$120,000	\$8,451,509	\$0	\$8,451,509	Local
York - East Perimeter Rd. Terminus & Parking Construction	6146	10/17/2018	\$2,407,482	\$2,407,482	\$129,438	\$2,278,044	Capital Reserve
Greenville - Bldg. 802 Roof Replacement & Air Conditioning Addition	6147	12/13/2018	\$114,775	\$114,775	\$0	\$114,775	Local
Spartanburg - Powers Building Renovations	6148	2/22/2019	\$448,000	\$448,000	\$67,123	\$380,877	Local
Aiken - CEAM Expansion and Renovation for Welding Area	6149	6/19/2019	\$15,000	\$15,000	\$0	\$15,000	Local
Tri-County - Pendleton Campus Fulp Hall Renovation - Predesign	6150	6/19/2019	\$20,000	\$1,400,000	\$0	\$1,400,000	Local
Tri-County - Pendleton Campus Miller Hall Renovation - Predesign	6151	10/15/2019	\$22,500	\$22,500	\$0	\$22,500	Local
Florence-Darlington - Central Energy Plant Upgrades	6152	10/10/2019	\$15,000	\$15,000	\$0	\$15,000	Appropriated State
Florence-Darlington - Health Science Campus Façade Restoration and Roof Replacement	6153	10/10/2019	\$11,400	\$11,400	\$0	\$11,400	Appropriated State
Florence-Darlington - 100 Building Renovations	6154	10/10/2019	\$12,372	\$12,372	\$0	\$12,372	Appropriated State

CAPITAL PROJECTS

Capital Project Name	Project Number	Project Begin Date	Beginning Budget	Current Budget	Cumulative Expenditures	Project Balance	Revenue Source(s)
Florence-Darlington - 300 Building Renovations	6155	10/10/2019	\$8,248	\$8,248	\$0	\$8,248	Appropriated State
Florence-Darlington - 400 Building Renovations	6156	10/10/2019	\$6,750	\$6,750	\$0	\$6,750	Appropriated State
Florence-Darlington - 600 Building Renovations	6157	10/10/2019	\$9,000	\$9,000	\$0	\$9,000	Appropriated State
Florence-Darlington - 5000 Building Walkway Bridge Repair and Renovation	6158	10/10/2019	\$15,000	\$15,000	\$0	\$15,000	Appropriated State
Florence-Darlington - Life Safety and Security Improvements Agency Wide	6159	10/10/2019	\$12,000	\$12,000	\$0	\$12,000	Appropriated State

MAINTENANCE

Our colleges typically have a rolling plan for identifying, scheduling and funding their maintenance needs. Maintenance needs are established based on preventative maintenance schedules, expected useful lives, manufacturer warranties and prior work histories.

Each year, the colleges set aside sufficient funds to cover their anticipated maintenance needs. This on-going plan gets reviewed and approved by each of the college's local area commissions annually.

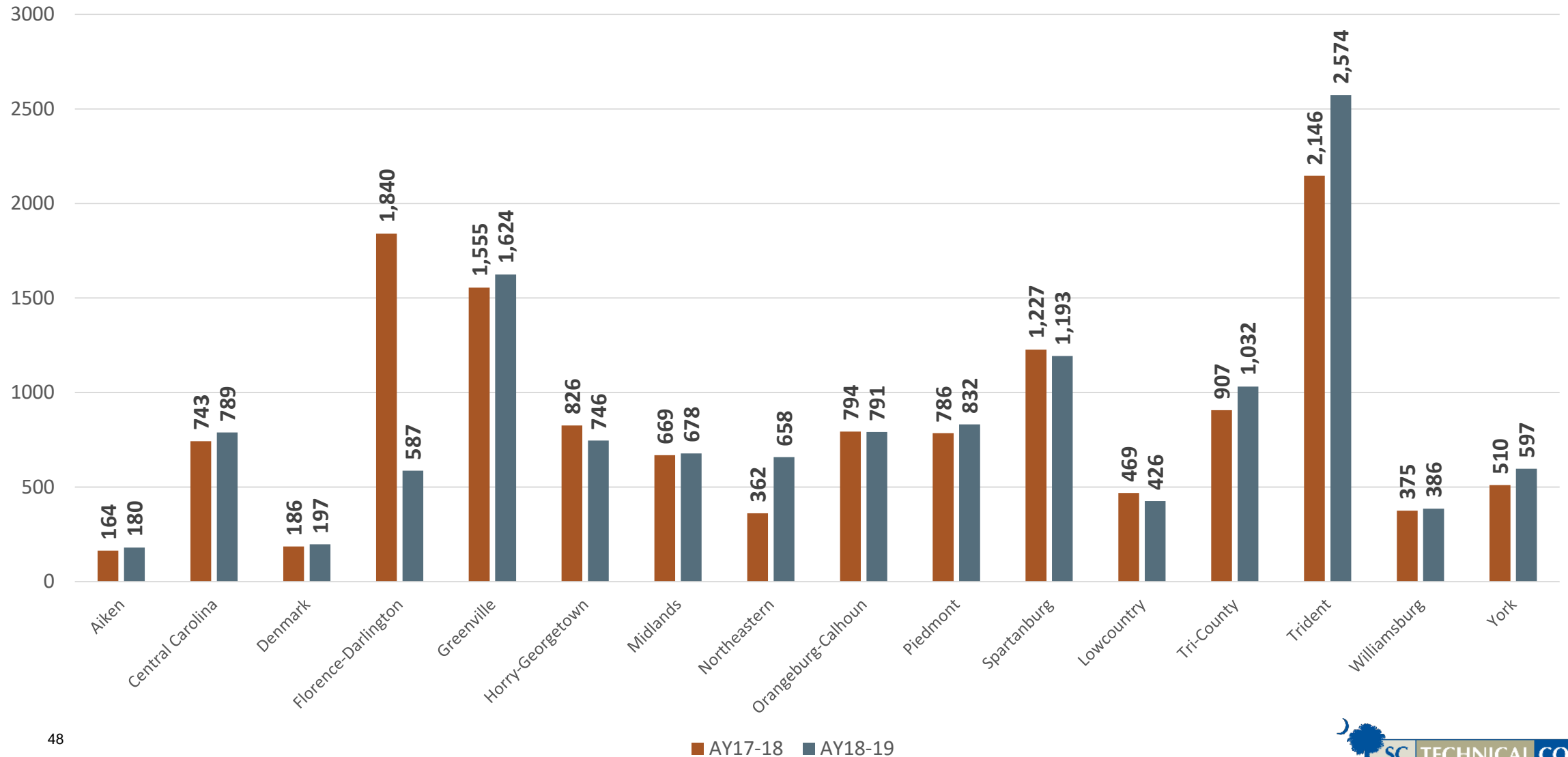
The colleges use state-appropriated maintenance needs funding along with their individual maintenance plans to address maintenance needs.

MAINTENANCE STATEMENTS

Aiken	In FY 18-19, Aiken Technical College spent \$581,622 on maintenance needs. Aiken Technical College has ongoing projects for an additional \$0.
Central Carolina	In FY 18-19, Central Carolina Technical College spent \$956,868 on maintenance needs. Central Carolina Technical College has ongoing projects for an additional \$24,657.
Denmark	In FY 18-19, Denmark Technical College spent \$563,888 on maintenance needs. Denmark Technical College has ongoing projects for an additional \$0.
Florence-Darlington	In FY 18-19, Florence-Darlington Technical College spent \$1,584,218 on maintenance needs. Florence-Darlington Technical College has ongoing projects for an additional \$60,800.
Greenville	In FY 18-19, Greenville Technical College spent \$2,746,664 on maintenance needs. Greenville Technical College has ongoing projects for an additional \$2,096,599.
Horry-Georgetown	In FY 18-19, Horry-Georgetown Technical College spent \$3,510,927 on maintenance needs. Horry-Georgetown Technical College has ongoing projects for an additional \$7,250,000.
Midlands	In FY 18-19, Midlands Technical College spent \$3,435,850 on maintenance needs. Midlands Technical College has ongoing projects for an additional \$325,000.
Northeastern	In FY 18-19, Northeastern Technical College spent \$1,199,195 on maintenance needs. Northeastern Technical College has ongoing projects for an additional \$0.
Orangeburg-Calhoun	In FY 18-19, Orangeburg-Calhoun Technical College spent \$608,258 on maintenance needs. Orangeburg-Calhoun Technical College has ongoing projects for an additional \$0.
Piedmont	In FY 18-19, Piedmont Technical College spent \$1,031,266 on maintenance needs. Piedmont Technical College has ongoing projects for an additional \$1,098,432.
Spartanburg	In FY 18-19, Spartanburg Community College spent \$2,986,650 on maintenance needs. Spartanburg Community College has ongoing projects for an additional \$5,266,513.
Lowcountry	In FY 18-19, Technical College of the Lowcountry spent \$831,665 on maintenance needs. Technical College of the Lowcountry has ongoing projects for an additional \$1,055,068.
Tri-County	In FY 18-19, Tri-County Technical College spent \$2,427,133 on maintenance needs. Tri-County Technical College has ongoing projects for an additional \$6,602,829.
Trident	In FY 18-19, Trident Technical College spent \$3,351,932 on maintenance needs. Trident Technical College has ongoing projects for an additional \$3,653,423.
Williamsburg	In FY 18-19, Williamsburg Technical College spent \$758,324 on maintenance needs. Williamsburg Technical College has ongoing projects for an additional \$2,250,000.
York	In FY 18-19, York Technical College spent \$4,314,759 on maintenance needs. York Technical College has ongoing projects for an additional \$815,500.

DUAL ENROLLMENT

by College



**SC Technical College System’s Diversity of Leadership
Reflects President’s Direct Reports
2019-2020**

Aiken Technical College

President - Mahan	White Male
VP/ Administrative Svcs - Jordan	White Male
Director Effectiv. & Accreditation - McCord	White Male
VP/Academic & Student Affairs - Burdette	White Male
Alumni/Dev Mgr I – Commons	White Female
HR Director – Byrd	White Female

Central Carolina Technical College

President - Mikota	White Male
VP/Business & Finance - Booth	White Female
VP/Student Affairs - Bracken	White Female
VP/Academic Affairs - Williams	White Male
Public Info Director I - Frye	White Female
Alumni/Dev Manager III – Hatfield	White Female

Denmark Technical College

President – Vacant	VACANT
VP Business/ Finance -Vacant	VACANT
HR Director I – Mayer	Black Male
VP/IRPD – Hall (<i>Interim President</i>)	Black Male
VP/Academic & Student Affairs – Todd	Black Male
AVP for Wkfce Development – Mason	Black Male
IT Manager I – Vacant	VACANT

Florence-Darlington Technical College

President – Vacant	VACANT
AVP/Human Resources - Dingle	Black Male
VP/Institutional Marketing –Bethea (<i>Interim President</i>)	White Male
VP/SMIT - Roth	White Male
VP/Business Affairs – Lange	White Male
VP/Academic Affairs - David	Black Male
AVP/Enrollment & Student Services – Gause	Black Female

Greenville Technical College

President - Miller	White Male
VP/Business & Finance – DiMaggio	White Female
VP/Institutional Effectiveness - Simer	White Female
VP/Learning and Workforce Development - Whirl	Black Male
VP/Advancement – Wright	White Female
VP/Human Resources – Jones	White Female
VP/Student Services - Knowles	Black Female
Assoc. VP/Executive Affairs - Walden	Black Female
Executive Assistant III – Bedingfield	White Male
Senior Consultant – Eddy	White Female

Horry-Georgetown Technical College

President - Fore	White Female
VP/Student Affairs – Batten	White Female
VP/ Academics Affairs - Wilbanks	White Female
VP/ Finance & Admin – Hawley	White Male
VP/ Information Technology - Dove	White Male
VP/ Workforce Development, Provost - Mitchell	Black Male
VP/ for Human Resources - Snyder	White Female
Director, Public Relations – Hyman	White Female
AVP/Int. Planning & Research - Heafner	White Female
Director, Marketing – Roper	White Female

Midlands Technical College

President - Rhames	Black Male
Assoc Academic Prog Dir Retention - Sabbagha	White Male
AVP/ Philanthropy – Keon	White Female
VP/ Provost – Kirk	White Female
Assoc. VP Enterprise Campus - Whipple	Black Male
VP/ Institutional Support - Bates	White Female
VP/ Student Development – Holloway	Black Female
VP/ Business Affairs – Muller-Walker	Black Female
Assoc Academic Prog Dir Advising – Newton	White Male
General Counsel – Bias	Black Male
AVP/Marketing & Communications – Goebeler	White Female

Northeastern Technical College

President - Wagner	White Male
VP/Instruction – Delgado	Hispanic Male
VP/Students Services - Vacant	VACANT
Director of Finance - Charles	Black Male
AVP/ Institutional Advancement - Fann	White Female
Director, Human Resources - Meggs	White Female
Training & Dev Director II – Chapman	White Female

Orangeburg-Calhoun Technical College

President - Tobin	Black Male
VP/Business Affairs – Huff	White Male
VP/Academic Affairs – Elmore (<i>Temporary</i>) Vacant	VACANT
Assoc. Acad Prog Dir of Dev & Mktg – McCurry	White Female
VP/Student Services – Davis	Black Female
Asst. Acad Prog Dir of Corp Trng & Econ Dev – Moore	Black Female

Piedmont Technical College

President - Brooks	White Male
VP/Academic Affairs - Fewox	White Female
VP/Business & Finance – Childs	White Female
AVP/Human Resources – Brown	Black Female
AVP/Student Affairs & Communications - Black	White Male
AVP/Development - Wiley	White Female

Spartanburg Community College

President – Giles	White Male
Sr. VP/ Academic Affairs – Cox	White Female
VP/ Business Affairs – Switzer	White Male
VP/ Student Affairs – Jackson	Black Male
Assoc. Acad. Prog Dir. Advanc. & Found. - Smith	White Female
VP/ Economic Development – Forrester	White Male
AVP/Human Resources – Teal	White Male

Technical College of the Lowcountry

President – Gough	White Male
VP/Academic & Student Affairs – Weber	White Female
VP/Administrative Services – Hoffman	White Female
VP/ Institutional Advancement – Carns	White Female

Tri-County Technical College

President – DeHay	White Male
VP/ Business Affairs – Hamilton	White Female
AVP/Human Resources – Leake	Black Female
VP/ Academic Affairs – vacant	VACANT
VP/ Student Support & Engagement – Jameison	White Female
Dir. Planning & Research – Marino	White Male
Dir. Econ Dev. & Gov Relations – Cooper	White Male
Director, Public Relations – Eidson	White Female
VP/ Inst. Adv. & Bus. Relat. – Kelly	White Male

Trident Technical College

President – Thornley	White Female
AVP/ Human Resources - Hughes	Black Female
AVP/Planning & Accreditation – Green	White Male
VP/Advancement – Howle	White Female
VP/Continuing Education - Walker	White Male
VP/Development – Piccolo	White Female
VP/Business & Finance – Poelker	White Male
VP/Academic Affairs - Almquist	White Female
VP/Student Services – Davis	Black Female
VP/Information Technology – Mitchum	White Male
AVP/Berkley Campus - Wrighten	Black Female
AVP/Palmer Campus – Hudock	Two or More Female
AVP/Mt. Pleasant Campus - Felty	White Male

Williamsburg Technical College

President – Lee	White Female
VP/Academic & Student Affairs – Elliott	White Male
VP/Admin & Finance – Coker	White Female
AVP/Institutional Advancement – Muller	White Male
Director of Workforce Dev. & Cont Educ.- Graham Jackson	Black Female

York Technical College

President – Rutherford	White Male
Director, Planning & Research - Schwartz	White Female
VP/College Advancement – Jones	Black Female
EVP/Academic & Student Affairs – Moore	White Female
AVP/ Human Resources – Roseboro-Barnes	Black Female
VP/ Business Services – Tarplee	White Male

System Office

System President (Agency Head) – Hardee	White Male
Chief Legal Counsel - Ganjehsani	White Male
Exec VP/Academic & Student Affairs – Rivers	Black Female
VP/Finance – Johnson	White Male
VP/Human Resources – Peacock	Black Female
VP/Information Technology – Tata	Asian Male
VP/Communications - Steinhilper	White Female
VP/Econ Dev & Workforce Competitiveness - Neese	White Male
VP/Government Relations – Bartlett	White Female
VP/Apprenticeship Carolina – Firestone	White Female